

2027 Product Catalog

Rotors, sprays, nozzles, drip, valves and controllers. United States edition.

Contents

Rotors

MiniPro® 4
RPS™ 50 5
RPS™ 75 6
RPS™ 75i 8
RPS™ Select 11
ProPlus® 12
SuperPro® 13
ProSport® 15
Sure Throw 16

Sprays

Pro-S™ Sprays 18
NP Sprays 19
K-Spray™ 19

Nozzles

Rotary Nozzle Series 21
Fully Adjustable Rotary Nozzle 23
KVF Nozzles 24
KV Nozzles 26
Fixed Pattern Nozzles 27

Drip

Drip Irrigation 30
Tree Bubblers 31

Valves

ProSeries 100 33
ProSeries 150 34
ProSeries 200 35

Controllers

SiteMaster 37
PRO-EX3 37
PRO EX 2.0 38
PRO-LC 39
K-Rain BLUE® 39
RPS™ 46 40
PRO-TAP 100 40

Sensors and Relays

Rain Sensors 42
Single Station Controllers 42
Flow Sensors 43
Pump Start Relays 43

Indexing Valves

4000 Series 45
6000 Series 46

Reference

Accessories and Parts 47
Part Number Index 49
Warranty 51

How to order from this catalog

Every product page ends with the part numbers on the 2027 price list, grouped by how fast each one ships. Order the part number exactly as printed. The index at the back finds any part number in the book.



Rotors

MiniPro®	4
RPS™ 50	5
RPS™ 75	6
RPS™ 75i	8
RPS™ Select	11
ProPlus®	12
SuperPro®	13
ProSport®	15
Sure Throw	16



MiniPro®

Rotor Sprinkler

The name says it all: Pro performance and pro features on a smaller scale.

18–33 ft Radius

0.8–3.8 GPM Flow

20–70 PSI Pressure

Features

- Revolutionary Patented Top Arc Set – Simplified arc set allows for wet or dry adjustment in seconds
- 1/2" Inlet – Replaces all standard mini rotors and pop-up sprays
- Adjustable to 360° – Full range of adjustment from 40° to 360°
- Patented Top Arc Set Degree Markings – Clearly indicates the current watering pattern and simplifies arc set adjustment
- Time Proven Patented Reversing Mechanism – Assures continuous reverse and return… over a 35 year history
- Rubber Cover – Seals out dirt and increases product durability
- Optional Check Valve – Prevents low head drainage

Specifications

Inlet	**1/2" female thread NPT**
Retracted height (4")	**6"**
Riser height (4")	**4"**
Retracted height (6")	**8 3/8"**
Riser height (6")	**6"**
Retracted height (12")	**15 1/4"**
Riser height (12")	**12"**

Available models

2027 price list

● **In stock**

13003

○ **Ships in 4 weeks**

13003-CV 13003-RCW 13003-RCW-CV 13006 13006-CV 13006-RCW 13012 13012-CV 13012-RCW

Performance Data

Nozzle	Pressure	Radius	Flow	PRECIP in/hr	
	PSI	FEET	GPM	■	▲
#0.75	30	18	0.8	0.48	0.55
	40	19	0.8	0.43	0.49
	50	20	0.9	0.43	0.50
#1.0	30	26	0.9	0.26	0.30
	40	27	1.2	0.32	0.37

Performance Data (continued)

Nozzle	Pressure	Radius	Flow	PRECIP in/hr	
	PSI	FEET	GPM	■	▲
	50	27	1.3	0.34	0.40
#1.5	30	27	1.5	0.40	0.46
Pre- Installed	40	27	1.8	0.48	0.55
	50	28	2.0	0.49	0.57
#2.0	30	29	2.0	0.46	0.53

Performance Data (continued)

Nozzle	Pressure	Radius	Flow	PRECIP in/hr	
	PSI	FEET	GPM	■	▲
	40	30	2.3	0.49	0.57
	50	31	2.7	0.54	0.62
#3.0	30	32	3.0	0.56	0.65
	40	33	3.4	0.60	0.69
	50	33	3.8	0.67	0.78

■ square spacing ▲ triangular spacing. Precipitation rates calculated for 180° operation, divide by 2 for 360°.

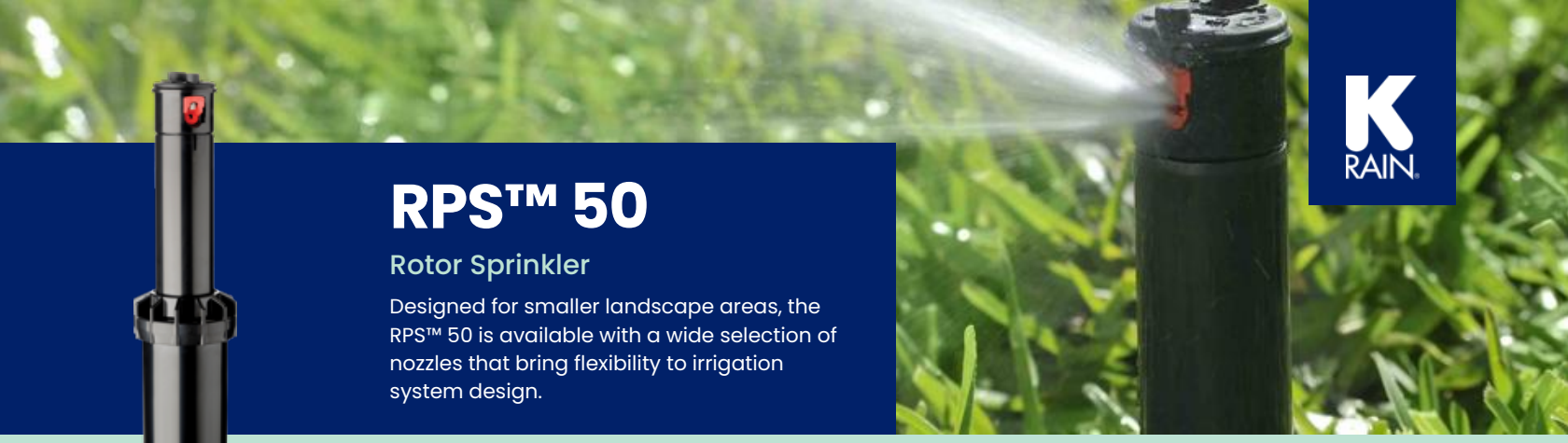

RPS™ 50

Rotor Sprinkler

Designed for smaller landscape areas, the RPS™ 50 is available with a wide selection of nozzles that bring flexibility to irrigation system design.

18–33 ft Radius

0.8–3.8 GPM Flow

20–70 PSI Pressure

Features

- Right Position Start – Rotates counterclockwise from fixed right start position
- Patented Reversing Mechanism – Continuous reverse and return
- Rubber Cover – Seals out dirt and increases product durability
- Comes with 5 Nozzles per case for system flexibility
- Optional Check Valve – Prevents low head drainage

Specifications

Inlet	**1/2" female thread NPT**
Retracted height	**6"**
Riser height	**4"**

Available models 2027 price list

● **In stock**
RPS50

● **Ships in 2 weeks**
RPS50-RCW-CV

○ **Ships in 4 weeks**
RPS50-CV

Performance Data

Nozzle	Pressure	Radius	Flow	PRECIP in/hr	
	PSI	FEET	GPM	■	▲
#0.75	30	18	0.8	0.48	0.55
	40	19	0.8	0.43	0.49
	50	20	0.9	0.43	0.50
#1.0	30	26	0.9	0.26	0.30
	40	27	1.2	0.32	0.37

Performance Data (continued)

Nozzle	Pressure	Radius	Flow	PRECIP in/hr	
	PSI	FEET	GPM	■	▲
	50	27	1.3	0.34	0.40
#1.5	30	27	1.5	0.40	0.46
Pre- Installed	40	27	1.8	0.48	0.55
	50	28	2.0	0.49	0.57
#2.0	30	29	2.0	0.46	0.53

Performance Data (continued)

Nozzle	Pressure	Radius	Flow	PRECIP in/hr	
	PSI	FEET	GPM	■	▲
	40	30	2.3	0.49	0.57
	50	31	2.7	0.54	0.62
#3.0	30	32	3.0	0.56	0.65
	40	33	3.4	0.60	0.69
	50	33	3.8	0.67	0.78

■ square spacing ▲ triangular spacing. Precipitation rates calculated for 180° operation, divide by 2 for 360°.



RPS™ 75

Rotor Sprinkler

The RPS™ 75 rotor provides matched precipitation and flexibility in design.

22–51 ft Radius

0.7–8.3 GPM Flow

20–70 PSI Pressure

Fits Hunter® PGP® and PGP® Ultra cans

Features

- Right Position Start
- Patented Reversing Mechanism - Continuous reverse and return
- Full and Part Circle Rotation – Provides a full range of adjustment from 40° to 360°
- Non-flushing Wiper Seal – Reduces leaks caused by debris trapped under seal
- 3/4" (1,9 cm) Inlet – Replaces all standard rotors
- Rubber Cover – Seals out dirt and increases durability
- Wide Selection of Nozzles – Including standard and low angle for flexibility in system design
- Includes 5 Free Check Valve Assemblies Per Box
- Universal Riser Assembly – Fits into existing Hunter® PGP® and PGP® Ultra cans

Specifications

Inlet	**3/4" female thread NPT**
Retracted height (4")	**7 3/8"**
Riser height (4")	**4 3/8"**
Retracted height (6")	**9 1/2"**
Riser height (6")	**6 3/8"**
Height (Shrub)	**7 1/2"**

Available models

2027 price list

● In stock

RPS75

● Ships in 2 weeks

RPS75-2 RPS75-360 RPS75-6INCH RPS75-CV RPS75-NN RPS75-NN-CV RPS75-SS

○ Ships in 4 weeks

RPS75 NOZZLE RACK RPS75-1-CV RPS75-1.5 RPS75-4 RPS75-6INCH-CV-PR RPS75-6INCH-PR RPS75-6INCH-SS RPS75-6INCH-SS-CV-PR RPS75-CV-RCW RPS75-RCW

Low Angle Performance Data

Nozzle	Pressure	Radius	Flow	PRECIP in/hr	
	PSI	FEET	GPM	■	▲
#1.0	30	22	1.2	0.48	0.55
	40	24	1.7	0.57	0.66
	50	26	1.8	0.51	0.59
	60	28	2.0	0.49	0.57
#3.0	30	29	3.0	0.69	0.79
	40	32	3.1	0.58	0.67
	50	35	3.5	0.55	0.64
	60	37	3.8	0.53	0.62
#4.0	30	31	3.4	0.68	0.79
	40	34	3.9	0.65	0.75
	50	37	4.4	0.62	0.71
	60	38	4.7	0.63	0.72
#6.0	40	38	6.5	0.87	1.00
	50	40	7.3	0.88	1.01
	60	42	8.0	0.87	1.01
	70	44	8.6	0.86	0.99

Performance Data

Nozzle	Pressure	Radius	Flow	PRECIP in/hr	
	PSI	FEET	GPM	■	▲
#.75	30	29	0.7	0.16	0.19
	40	30	0.8	0.17	0.20
	50	30	0.9	0.19	0.22
	60	31	1.0	0.20	0.23
#1.0	30	30	0.9	0.19	0.22
	40	31	1.0	0.20	0.23
	50	31	1.2	0.24	0.28
	60	32	1.3	0.24	0.28
#1.5	30	32	1.2	0.23	0.26
	40	33	1.4	0.25	0.29
	50	34	1.6	0.27	0.31
	60	34	1.8	0.30	0.35
#2.0	30	34	1.6	0.27	0.31
	40	36	1.8	0.27	0.31
	50	38	2.0	0.27	0.31
	60	38	2.2	0.29	0.34

Performance Data (continued)

Nozzle	Pressure	Radius	Flow	PRECIP in/hr	
	PSI	FEET	GPM	■	▲
#3.0 Pre-Installed	30	36	2.0	0.30	0.34
	40	38	2.4	0.32	0.37
	50	40	2.7	0.32	0.38
	60	40	2.9	0.35	0.40
#4.0	30	36	2.6	0.39	0.45
	40	40	3.0	0.36	0.42
	50	42	3.4	0.37	0.43
	60	42	3.7	0.40	0.47
#6.0	40	38	4.2	0.56	0.65
	50	43	4.9	0.51	0.59
	60	46	5.5	0.50	0.58
	70	47	6.0	0.52	0.60
#8.0	40	45	6.0	0.57	0.66
	50	48	6.8	0.57	0.66
	60	49	7.6	0.61	0.70
	70	51	8.2	0.61	0.70

Low Angle Performance Data, PR (pressure regulated)

Nozzle	Pressure	Radius	Flow	PRECIP in/hr	
	PSI	FEET	GPM	■	▲
#1.0	30	22	1.2	0.48	0.55
	40	24	1.7	0.57	0.66
	50	26	1.8	0.51	0.59
	60	26	1.8	0.51	0.59
#3.0	30	29	3.0	0.69	0.79
	40	32	3.1	0.58	0.67
	50	35	3.5	0.55	0.64
	60	35	3.5	0.55	0.64
#4.0	30	31	3.4	0.68	0.79
	40	34	3.9	0.65	0.75
	50	37	4.4	0.62	0.71
	60	37	4.4	0.62	0.71
#6.0	40	38	6.5	0.87	1.00
	50	40	7.3	0.88	1.01
	60	40	7.3	0.88	1.01
	70	40	7.3	0.88	1.01

Performance Data, PR (pressure regulated)

Nozzle	Pressure	Radius	Flow	PRECIP in/hr	
	PSI	FEET	GPM	■	▲
#.75	30	29	0.7	0.16	0.19
	40	30	0.8	0.17	0.20
	50	30	0.9	0.19	0.22
	60	30	0.9	0.19	0.22
#1.0	30	30	0.9	0.19	0.22
	40	31	1.0	0.20	0.23
	50	31	1.2	0.24	0.28
	60	31	1.2	0.24	0.28
#1.5	30	32	1.2	0.23	0.26
	40	33	1.4	0.25	0.29
	50	34	1.6	0.27	0.31
	60	34	1.6	0.27	0.31
#2.0	30	34	1.6	0.27	0.31
	40	36	1.8	0.27	0.31
	50	38	2.0	0.27	0.31
	60	38	2.0	0.27	0.31

Performance Data, PR (pressure regulated) (continued)

Nozzle	Pressure	Radius	Flow	PRECIP in/hr	
	PSI	FEET	GPM	■	▲
#3.0 Pre-Installed	30	36	2.0	0.30	0.34
	40	38	2.4	0.32	0.37
	50	40	2.7	0.32	0.38
	60	40	2.7	0.32	0.38
#4.0	30	36	2.6	0.39	0.45
	40	40	3.0	0.36	0.42
	50	42	3.4	0.37	0.43
	60	42	3.4	0.37	0.43
#6.0	40	38	4.2	0.56	0.65
	50	43	4.9	0.51	0.59
	60	43	4.9	0.51	0.59
	70	43	4.9	0.51	0.59
#8.0	40	45	6.0	0.57	0.66
	50	48	6.8	0.57	0.66
	60	48	6.8	0.57	0.66
	70	48	6.8	0.57	0.66

■ square spacing ▲ triangular spacing. Precipitation rates calculated for 180° operation, divide by 2 for 360°.



RPS™ 75i

Rotor with Intelligent Flow®

RPS™ 75i with patented Intelligent Flow Technology®.

18–48 ft Radius

0.6–9.7 GPM Flow

20–70 PSI Pressure

Fits Hunter® PGP® and PGP® Ultra cans

Features

- Right position start
- Patented Intelligent Flow Technology® - Reduce distance and water flow simultaneously and proportionately
- Shut off flow from the head
- Patented Reversing Mechanism - Continuous reverse and return
- Wide Selection of Nozzles - Including standard and low angle for flexibility in system design
- Rugged RPS Family Construction and features
- Save Time on Every Project — New or retrofit
- Includes 5 Free Check Valve Assemblies Per Box
- Universal Riser Assembly – Fits into existing Hunter® PGP® and PGP® Ultra cans

Specifications

Inlet	3/4" female thread NPT
Retracted height (4")	7 3/8"
Riser height (4")	4 1/4"
Retracted height (6")	9 1/2"
Riser height (6")	6 1/4"
Height (Shrub)	7 1/2"

Available models

2027 price list

● In stock

RPS75I

● Ships in 2 weeks

RPS75I-CV RPS75I-NN RPS75I-NN-CV

○ Ships in 4 weeks

RPS75I-1.5 RPS75I-2 RPS75I-2-CV RPS75I-360 RPS75I-360-SH RPS75I-4 RPS75I-4-CV RPS75I-6INCH RPS75I-6INCH-CV RPS75I-6INCH-NN-CV RPS75I-6INCH-PR RPS75I-6INCH-SS RPS75I-6INCH-SS-CV-PR RPS75I-RCW RPS75I-SH RPS75I-SS RPS75I-SS-CV RPS75I-SS-NN-CV RPS75I-SS-RCW

Low Angle Performance Data

Nozzle	Pressure	no adjustment Radius	Flow	PRECIP in/hr		-30% adjustment Radius	Flow	PRECIP in/hr	
	PSI	FEET	GPM	■	▲	FEET	GPM	■	▲
#1.0	30	26	0.9	0.25	0.29	18	0.6	0.37	0.42
	40	27	1.0	0.26	0.31	19	0.7	0.38	0.44
	50	27	1.2	0.32	0.37	19	0.8	0.45	0.52
	60	26	1.4	0.4	0.46	18	1	0.57	0.66
#1.5	30	28	1.3	0.32	0.37	20	0.9	0.46	0.53
	40	29	1.5	0.34	0.4	20	1.1	0.49	0.57
	50	30	1.7	0.36	0.42	21	1.2	0.52	0.6
	60	31	1.9	0.38	0.44	22	1.3	0.54	0.63
#2.0	30	29	1.9	0.44	0.5	20	1.3	0.62	0.72
	40	32	2.2	0.41	0.48	22	1.5	0.59	0.68
	50	33	2.5	0.44	0.51	23	1.8	0.63	0.73
	60	34	2.8	0.47	0.54	24	2	0.67	0.77
#3.0	30	32	2.5	0.47	0.54	22	1.8	0.67	0.78
	40	34	3.0	0.5	0.58	24	2.1	0.71	0.82

Nozzle	Pressure	no adjustment Radius	Flow	PRECIP in/hr		-30% adjustment Radius	Flow	PRECIP in/hr	
	PSI	FEET	GPM	■	▲	FEET	GPM	■	▲
	50	35	3.5	0.55	0.64	25	2.5	0.79	0.91
	60	36	4.0	0.59	0.69	25	2.8	0.85	0.98

Performance Data

Nozzle	Pressure	no adjustment Radius	Flow	PRECIP in/hr		-30% adjustment Radius	Flow	PRECIP in/hr	
	PSI	FEET	GPM	■	▲	FEET	GPM	■	▲
#1.0	30	31	1.1	0.22	0.25	22	0.8	0.31	0.36
	40	32	1.4	0.26	0.30	22	1.0	0.38	0.43
	50	33	1.6	0.28	0.33	23	1.1	0.40	0.47
	60	34	1.8	0.30	0.35	24	1.3	0.43	0.49
#1.5	30	33	1.5	0.27	0.31	23	1.1	0.38	0.44
	40	35	1.8	0.28	0.33	25	1.3	0.40	0.47
	50	35	2.0	0.31	0.36	25	1.4	0.45	0.52
	60	36	2.2	0.33	0.38	25	1.5	0.47	0.54
#2.0	30	33	1.8	0.32	0.37	23	1.3	0.45	0.52
	40	34	2.1	0.35	0.40	24	1.5	0.50	0.58
	50	36	2.4	0.36	0.41	25	1.7	0.51	0.59
	60	38	2.7	0.36	0.42	27	1.9	0.51	0.59
#2.5	30	35	2.2	0.35	0.40	25	1.5	0.49	0.57
Pre-	40	38	2.6	0.35	0.40	27	1.8	0.50	0.57
Installed	50	39	3.0	0.38	0.44	27	2.1	0.54	0.63
	60	40	3.3	0.40	0.46	28	2.3	0.57	0.65
#3.0	30	38	2.7	0.36	0.42	27	1.9	0.51	0.59
	40	40	3.1	0.37	0.43	28	2.2	0.53	0.62
	50	41	3.5	0.40	0.46	29	2.5	0.57	0.66
	60	41	3.9	0.45	0.52	29	2.7	0.64	0.74
#4.0	30	38	3.5	0.47	0.54	27	2.5	0.67	0.77
	40	40	4.0	0.48	0.56	28	2.8	0.69	0.79
	50	43	4.4	0.46	0.53	30	3.1	0.65	0.76
	60	43	4.9	0.51	0.59	30	3.4	0.73	0.84
#5.0	30	43	4.4	0.46	0.53	30	3.1	0.65	0.76
	40	43	5.0	0.52	0.60	30	3.5	0.74	0.86
	50	44	5.5	0.55	0.63	31	3.9	0.78	0.90
	60	42	5.9	0.64	0.74	29	4.1	0.92	1.06
#6.0	30	40	5.0	0.60	0.70	28	3.5	0.86	0.99
	40	43	5.9	0.61	0.71	30	4.1	0.88	1.01
	50	43	6.6	0.69	0.79	30	4.6	0.98	1.13
	60	44	7.3	0.73	0.84	31	5.1	1.04	1.20
	70	45	7.8	0.74	0.86	32	5.5	1.06	1.22
#8.0	30	43	6.8	0.71	0.82	30	4.8	1.01	1.17
	40	47	7.9	0.69	0.80	33	5.5	0.98	1.14
	50	48	8.8	0.74	0.85	34	6.2	1.05	1.21
	60	47	9.7	0.85	0.98	33	6.8	1.21	1.39
	70	50	10.2	0.79	0.91	35	7.1	1.12	1.3

Low Angle Performance Data, PR (pressure regulated)

Nozzle	Pressure	no adjustment Radius	Flow	PRECIP in/hr		-30% adjustment Radius	Flow	PRECIP in/hr	
	PSI	FEET	GPM	■	▲	FEET	GPM	■	▲
#1.0	30	26	0.9	0.26	0.26	18	0.6	0.37	0.42
	40	27	1.0	0.26	0.26	19	0.7	0.38	0.44
	50	27	1.2	0.32	0.32	19	0.8	0.45	0.52
	60	26	1.2	0.34	0.34	18	0.8	0.49	0.56
#1.5	30	28	1.3	0.32	0.32	20	0.9	0.46	0.53
	40	29	1.5	0.34	0.34	20	1.1	0.49	0.57
	50	30	1.7	0.36	0.36	21	1.2	0.52	0.60
	60	30	1.7	0.36	0.36	21	1.2	0.52	0.60

Nozzle	Pressure	no adjustment				-30% adjustment			
		Radius	Flow	PRECIP in/hr		Radius	Flow	PRECIP in/hr	
	PSI	FEET	GPM	■	▲	FEET	GPM	■	▲
#2.0	30	29	1.9	0.43	0.43	20	1.3	0.62	0.72
	40	32	2.2	0.41	0.41	22	1.5	0.59	0.68
	50	33	2.5	0.44	0.44	23	1.8	0.63	0.73
	60	33	2.5	0.44	0.44	23	1.8	0.63	0.73
#3.0	30	32	2.5	0.47	0.47	22	1.8	0.67	0.78
	40	34	3.0	0.50	0.50	24	2.1	0.71	0.82
	50	35	3.5	0.55	0.55	25	2.5	0.79	0.91
	60	35	3.5	0.55	0.55	25	2.5	0.79	0.91

Performance Data, PR (pressure regulated)

Nozzle	Pressure	no adjustment				-30% adjustment			
		Radius	Flow	PRECIP in/hr		Radius	Flow	PRECIP in/hr	
	PSI	FEET	GPM	■	▲	FEET	GPM	■	▲
#1.0	30	31	1.1	0.22	0.25	22	0.8	0.31	0.36
	40	32	1.4	0.26	0.30	22	1.0	0.38	0.43
	50	33	1.6	0.28	0.33	23	1.1	0.40	0.47
	60	33	1.6	0.28	0.33	23	1.1	0.40	0.47
#1.5	30	33	1.5	0.27	0.31	23	1.1	0.38	0.44
	40	35	1.8	0.28	0.33	25	1.3	0.40	0.47
	50	35	2.0	0.31	0.36	25	1.4	0.45	0.52
	60	35	2.0	0.31	0.36	25	1.4	0.45	0.52
#2.0	30	33	1.8	0.32	0.37	23	1.3	0.45	0.52
	40	34	2.1	0.35	0.40	24	1.5	0.50	0.58
	50	36	2.4	0.36	0.41	25	1.7	0.51	0.59
	60	36	2.4	0.36	0.41	25	1.7	0.51	0.59
#2.5	30	35	2.2	0.35	0.40	25	1.5	0.49	0.57
Pre-	40	38	2.6	0.35	0.40	27	1.8	0.50	0.57
Installed	50	39	3.0	0.38	0.44	27	2.1	0.54	0.63
	60	39	3.0	0.38	0.44	27	2.1	0.54	0.63
#3.0	30	38	2.7	0.36	0.42	27	1.9	0.51	0.59
	40	40	3.1	0.37	0.43	28	2.2	0.53	0.62
	50	41	3.5	0.40	0.46	29	2.5	0.57	0.66
	60	41	3.5	0.40	0.46	29	2.5	0.57	0.66
#4.0	30	38	3.5	0.47	0.54	27	2.5	0.67	0.77
	40	40	4.0	0.48	0.56	28	2.8	0.69	0.79
	50	43	4.4	0.46	0.53	30	3.1	0.65	0.76
	60	43	4.4	0.46	0.53	30	3.1	0.65	0.76
#5.0	30	43	4.4	0.46	0.53	30	3.1	0.65	0.76
	40	43	5.0	0.52	0.60	30	3.5	0.74	0.86
	50	44	5.5	0.55	0.63	31	3.9	0.78	0.90
	60	44	5.5	0.55	0.63	31	3.9	0.78	0.90
#6.0	30	40	5.0	0.60	0.69	28	3.5	0.86	0.99
	40	43	5.9	0.61	0.71	30	4.1	0.88	1.01
	50	43	6.6	0.69	0.79	30	4.6	0.98	1.13
	60	43	6.6	0.69	0.79	30	4.6	0.98	1.13
	70	43	6.6	0.69	0.79	30	4.6	0.98	1.13
#8.0	30	43	6.8	0.71	0.82	30	4.8	1.01	1.17
	40	47	7.9	0.69	0.80	33	5.5	0.98	1.14
	50	48	8.8	0.74	0.85	34	6.2	1.05	1.21
	60	48	8.8	0.74	0.85	34	6.2	1.05	1.21
	70	48	8.8	0.74	0.85	34	6.2	1.05	1.21

■ square spacing ▲ triangular spacing. Precipitation rates calculated for 180° operation, divide by 2 for 360°.



RPS™ Select

Rotor Sprinkler

The RPS™ Select has four built-in selectable nozzles.

33–46 ft Radius

1.3–6.8 GPM Flow

20–70 PSI Pressure

Fits Hunter® PGP® and PGP® Ultra cans

Features

- All adjustments made from the top – wet or dry – including flow shutoff. No special tools needed.
- Four Built-in Selectable Nozzles – Nozzles #1 through #4 match arc settings 90° through 360°
- Matched Precipitation Rates – When nozzle setting matched to arc
- Precision-Engineered Nozzles – Ensures water-saving efficiency
- Standard Rubber Cover
- Proven Water-lubricated Gear-drive Design – Common to the popular RPS™ 75 Series
- Universal Riser Assembly – Fits into existing Hunter® PGP® and PGP® Ultra cans
- Includes 5 Free Check Valve Assemblies Per Case (20 units in a case)

Specifications

Inlet	**3/4" female thread NPT**
Retracted height (4")	**7 3/8"**
Riser height (4")	**4 3/8"**
Retracted height (6")	**9 1/2"**
Riser height (6")	**6 3/8"**
Height (Shrub)	**7 5/8"**

Available models 2027 price list

● **In stock**

60003

○ **Ships in 4 weeks**

60003-CV 60003-RCW

Performance Data

Nozzle	Pressure	Radius	Flow	PRECIP in/hr	
	PSI	FEET	GPM	■	▲
#1.0	30	33'	1.3	0.23	0.27
	35	34'	1.4	0.23	0.27
	40	37'	1.5	0.21	0.24
	45	37'	1.6	0.22	0.26
	50	37'	1.8	0.25	0.29
#2.0	30	37'	2.6	0.37	0.42
	35	38'	2.8	0.37	0.43

Performance Data (continued)

Nozzle	Pressure	Radius	Flow	PRECIP in/hr	
	PSI	FEET	GPM	■	▲
	40	39'	3.0	0.38	0.44
	45	40'	3.2	0.39	0.44
	50	40'	3.6	0.43	0.50
#3.0	30	37'	3.8	0.53	0.62
	35	40'	4.1	0.49	0.57
	40	41'	4.5	0.52	0.60
	45	41'	4.7	0.54	0.62

Performance Data (continued)

Nozzle	Pressure	Radius	Flow	PRECIP in/hr	
	PSI	FEET	GPM	■	▲
	50	43'	4.9	0.51	0.59
#4.0	30	38'	5.2	0.69	0.80
	35	40'	5.7	0.69	0.79
	40	44'	6.0	0.60	0.69
	45	45'	6.4	0.61	0.70
	50	46'	6.8	0.62	0.71

■ square spacing ▲ triangular spacing. Precipitation rates calculated for 180° operation, divide by 2 for 360°.

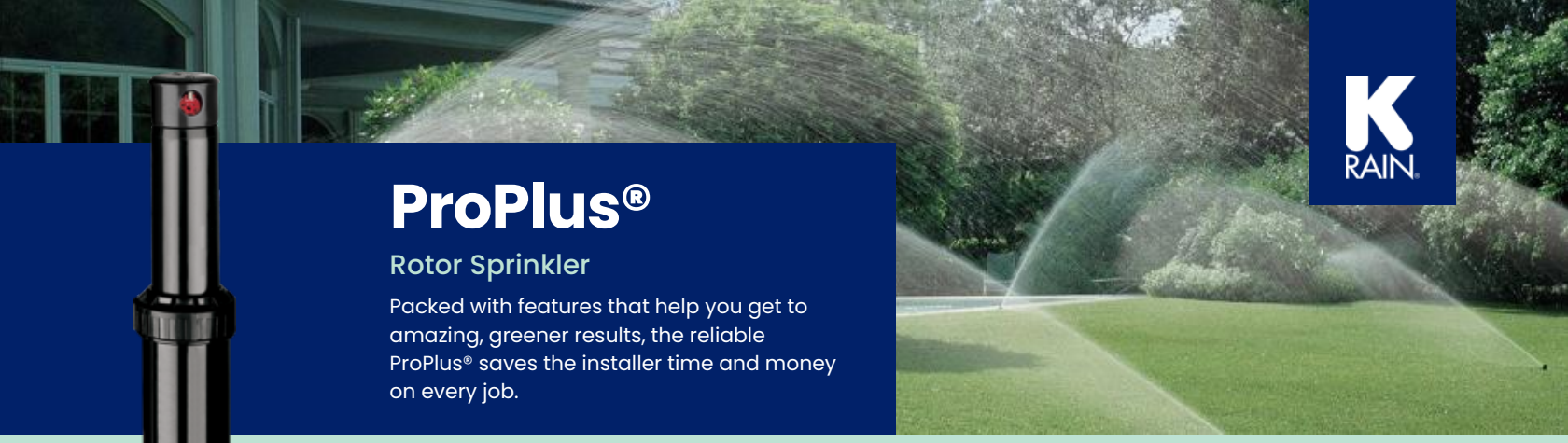

ProPlus®

Rotor Sprinkler

Packed with features that help you get to amazing, greener results, the reliable ProPlus® saves the installer time and money on every job.

22–50 ft Radius

0.5–10.0 GPM Flow

20–70 PSI Pressure

Features

- Patented Top Arc Set – Allows for wet or dry adjustment in seconds
- 3/4" (1,9 cm) Inlet
- Full arc range adjustment from 40° to continuous 360°
- Patented Arc Set Degree Markings – Clearly indicates current watering pattern & simplifies arc set adjustment
- Arc Memory Clutch – Prevents internal gear damage and returns rotor to its prior setting automatically if nozzle turret is forced past its stop
- Patented Reversing Mechanism – Assures continuous reverse and return
- Ratcheting Riser – Allows for easy adjustment of the fixed starting position with a simple turn of the riser
- Rubber Cover – Seals out dirt, increases product durability
- Wide Selection of Nozzles – Including standard and low angle, provides flexibility in system design
- Replaces all standard rotors

Specifications

Inlet	**3/4" female thread NPT**
Retracted height (4")	**7 1/2"**
Riser height (4")	**4 1/4"**

Available models

2027 price list

● In stock

11003 **11003-RCW**

○ Ships in 4 weeks

11003-CV 11003-RCW-CV

Low Angle Performance Data

Nozzle	Pressure	Radius	Flow	no adjustment PRECIP in/hr	
	PSI	FEET	GPM	■	▲
#1.0	30	22	1.2	0.48	0.55
	40	24	1.7	0.57	0.66
	50	26	1.8	0.51	0.59
	60	28	2.0	0.49	0.57
#3.0	30	29	3.0	0.69	0.79
	40	32	3.1	0.58	0.67
	50	35	3.5	0.55	0.64
	60	37	3.8	0.53	0.62
#4.0	30	31	3.4	0.68	0.79
	40	34	3.9	0.65	0.75
	50	37	4.4	0.62	0.71
	60	38	4.7	0.63	0.72
#6.0	40	38	6.5	0.87	1.00
	50	40	7.3	0.88	1.01
	60	42	8.0	0.87	1.01
	70	44	8.6	0.86	0.99

Performance Data

Nozzle	Pressure	Radius	Flow	no adjustment PRECIP in/hr	
	PSI	FEET	GPM	■	▲
#0.5	30	28	0.5	0.12	0.14
	40	29	0.6	0.14	0.16
	50	29	0.7	0.16	0.19
	60	30	0.8	0.17	0.20
#0.75	30	29	0.7	0.16	0.19
	40	30	0.8	0.17	0.20
	50	31	0.9	0.18	0.21
	60	32	1.0	0.19	0.22
#1.0	30	32	1.3	0.24	0.28
	40	33	1.5	0.27	0.31
	50	34	1.6	0.27	0.31
	60	35	1.8	0.28	0.33
#2.0	30	37	2.4	0.34	0.39
	40	40	2.5	0.30	0.35
	50	42	3.0	0.33	0.38
	60	43	3.3	0.34	0.40
#2.5	30	38	2.5	0.33	0.38
Pre-	40	39	2.8	0.35	0.41

Performance Data (continued)

Nozzle	Pressure	Radius	Flow	no adjustment PRECIP in/hr	
	PSI	FEET	GPM	■	▲
Installed	50	40	3.2	0.39	0.44
	60	41	3.5	0.40	0.46
#3.0	30	38	3.6	0.48	0.55
	40	39	4.2	0.53	0.61
	50	41	4.6	0.53	0.61
	60	42	5.0	0.55	0.63
#4.0	30	43	4.4	0.46	0.53
	40	44	5.1	0.51	0.59
	50	46	5.6	0.51	0.59
	60	49	5.9	0.47	0.55
#6.0	40	45	5.9	0.56	0.65
	50	46	6.0	0.55	0.63
	60	48	6.3	0.53	0.61
	70	49	6.7	0.54	0.62
#8.0	40	42	8	0.87	1.01
	50	45	8.5	0.81	0.93
	60	49	9.5	0.76	0.88
	70	50	10	0.77	0.89

■ square spacing ▲ triangular spacing. Precipitation rates calculated for 180° operation, divide by 2 for 360°.



SuperPro®

Rotor with Intelligent Flow®

SuperPro rotors feature patented Intelligent Flow Technology® that simultaneously and proportionately reduces distance and water flow up to 50%.

26–46 ft Radius

0.8–11.1 GPM Flow

20–70 PSI Pressure

Features

- Revolutionary Patented Easy Arc Set – Simplified arc set allows for wet or dry adjustment in seconds
- 2 in 1 Adjustable or Continuous Rotation – Provides a full range of adjustment from 40° to continuous 360°
- Patented Arc Set Degree Markings – Clearly indicates current watering pattern, simplifies arc set adjustment
- Arc Memory Clutch – Prevents internal gear damage and returns rotor to its prior setting automatically if nozzle turret is forced out of adjustment
- Time Proven Patented Reversing Mechanism – Assures continuous reverse and return… over a 35-year history
- Ratcheting Riser – Allows for easy adjustment of your left starting position with a simple turn of the riser
- Rubber Cover – Seals out dirt and increases product durability
- Optional Check Valve – Prevents low head drainage
- Rugged Stainless-Steel Spring – .093-gauge 302 stainless steel spring extends the life of the rotor

Specifications

Inlet	3/4" female thread NPT
Retracted height (Standard)	7 1/2"
Riser height (Standard)	4 3/4"
Retracted height (High pop)	17
Riser height (High pop)	11 1/2"
Height (Shrub)	7 3/4"

Available models 2027 price list

● In stock
10003

● Ships in 2 weeks
10003-CV 10003-HP-CV 10003-OS

○ Ships in 4 weeks
10003-2 10003-RCW

Low Angle Performance Data

Nozzle	Pressure	no adjustment Radius	Flow	PRECIP in/hr		-30% adjustment Radius	Flow	PRECIP in/hr	
	PSI	FEET	GPM	■	▲	FEET	GPM	■	▲
#1.0	30	25	0.9	0.28	0.32	18	0.6	0.40	0.46
	40	26	1.0	0.28	0.33	18	0.7	0.41	0.47
	50	27	1.1	0.29	0.34	19	0.8	0.41	0.48
	60	28	1.2	0.29	0.34	20	0.8	0.42	0.49
#1.5	30	27	1.0	0.26	0.30	19	0.7	0.38	0.44
	40	29	1.2	0.27	0.32	20	0.8	0.39	0.45
	50	27	1.3	0.34	0.40	19	0.9	0.49	0.57
	60	28	1.5	0.37	0.43	20	1.1	0.53	0.61
#2.0	30	29	1.6	0.37	0.42	20	1.1	0.52	0.60
	40	32	1.9	0.36	0.41	22	1.3	0.51	0.59
	50	33	2.1	0.37	0.43	23	1.5	0.53	0.61
	60	33	2.4	0.42	0.49	23	1.7	0.61	0.70
#3	30	29	2.2	0.50	0.58	20	1.5	0.72	0.83
	40	33	2.7	0.48	0.55	23	1.9	0.68	0.79
	50	34	3.0	0.50	0.58	24	2.1	0.71	0.82

Nozzle	Pressure	no adjustment Radius	Flow	PRECIP in/hr		-30% adjustment Radius	Flow	PRECIP in/hr	
	PSI	FEET	GPM	■	▲	FEET	GPM	■	▲
	60	36	3.3	0.49	0.57	25	2.3	0.70	0.81

Performance Data

Nozzle	Pressure	no adjustment Radius	Flow	PRECIP in/hr		-30% adjustment Radius	Flow	PRECIP in/hr	
	PSI	FEET	GPM	■	▲	FEET	GPM	■	▲
#1.0	30	29	0.9	0.21	0.24	20	0.6	0.29	0.34
	40	29	1.0	0.23	0.26	20	0.7	0.33	0.38
	50	30	1.1	0.24	0.27	21	0.8	0.34	0.39
	60	32	1.2	0.23	0.26	22	0.8	0.32	0.37
#1.5	30	33	1.3	0.23	0.27	23	0.9	0.33	0.38
	40	35	1.5	0.24	0.27	25	1.1	0.34	0.39
	50	37	1.7	0.24	0.28	26	1.2	0.34	0.39
	60	38	1.9	0.25	0.29	27	1.3	0.36	0.42
#2.0	30	33	1.4	0.25	0.29	23	1.0	0.35	0.41
	40	36	1.7	0.25	0.29	25	1.2	0.36	0.42
	50	37	2.0	0.28	0.32	26	1.4	0.40	0.46
	60	37	2.3	0.32	0.37	26	1.6	0.46	0.53
#2.5	30	35	1.9	0.30	0.34	25	1.3	0.43	0.49
Pre-	40	36	2.2	0.33	0.38	25	1.5	0.47	0.54
Installed	50	37	2.6	0.37	0.42	26	1.8	0.52	0.60
	60	38	2.9	0.39	0.45	27	2.0	0.55	0.64
#3.0	30	33	2.3	0.41	0.47	23	1.6	0.58	0.67
	40	34	2.7	0.45	0.52	24	1.9	0.64	0.74
	50	36	3.1	0.46	0.53	25	2.2	0.66	0.76
	60	38	3.4	0.45	0.52	27	2.4	0.65	0.75
#4.0	30	33	3.1	0.55	0.63	23	2.2	0.78	0.90
	40	34	3.7	0.62	0.71	24	2.6	0.88	1.02
	50	38	4.2	0.56	0.65	27	2.9	0.80	0.92
	60	39	4.6	0.58	0.67	27	3.2	0.83	0.96
#5.0	30	35	3.8	0.60	0.69	25	2.7	0.85	0.99
	40	37	4.6	0.65	0.75	26	3.2	0.92	1.07
	50	40	5.3	0.64	0.74	28	3.7	0.91	1.05
	60	42	5.8	0.63	0.73	29	4.1	0.90	1.04
#6.0	30	35	4.5	0.71	0.82	25	3.2	1.01	1.17
	40	40	5.3	0.64	0.74	28	3.7	0.91	1.05
	50	41	6.0	0.69	0.79	29	4.2	0.98	1.13
	60	42	6.7	0.73	0.84	29	4.7	1.04	1.21
	70	44	7.4	0.74	0.85	31	5.2	1.05	1.21
#8.0	30	35	5.9	0.93	1.07	25	4.1	1.32	1.53
	40	40	7.0	0.84	0.97	28	4.9	1.20	1.39
	50	42	8.0	0.87	1.01	29	5.6	1.25	1.44
	60	45	8.8	0.84	0.97	32	6.2	1.20	1.38
	70	45	9.6	0.91	1.05	32	6.7	1.30	1.51

■ square spacing ▲ triangular spacing. Precipitation rates calculated for 180° operation, divide by 2 for 360°.



ProSport®

Commercial Rotor

ProSport® is designed for sports turf and commercial applications.

43–77 ft Radius

5.1–32.5 GPM Flow

40–100 PSI Pressure

Features

- Patented Top Arc Set – Allows for wet or dry adjustment in seconds
- Triple Nozzle Configuration – Ensures even distribution of water
- Arc adjustment from 40° to a continuous 360°
- Top Arc Set Degree Markings – Clearly indicates the current watering pattern and simplifies arc set adjustment
- Arc Memory Clutch – Prevents internal gear damage and returns rotor to its prior setting automatically if nozzle turret is forced past stop
- Patented Reversing Mechanism – Assures continuous reverse and return
- Heavy Duty Rubber Cover and Mud Guard – Protects against physical injury and allows sprinkler to be installed below grade
- Factory Installed Check Valve – Prevents low head drainage

Specifications

Inlet	1" female thread NPT or bsp
Retracted height (4")	7 1/2"
Riser height (4")	4 1/2"
Retracted height (6")	12"
Riser height (6")	6 1/4"
Retracted height (6" Turf Cup)	15"
Riser height (6" Turf Cup)	6 1/4"

Available models

2027 price list

● In stock

14003 14053

● Ships in 2 weeks

14003-RCW 14003-SS 14003-SS-6INCH 14053-SS

○ Ships in 4 weeks

14003-6INCH 14003-6INCH-RCW 14003-SS-RCW 14003-TC-6INCH 14053-6INCH 14053-RCW 14053-TC-6INCH

14053 Performance Data

Nozzle	no adjustment				
	Pressure	Radius	Flow	PRECIP in/hr	
	PSI	FEET	GPM	■	▲
#5	40	43	5.5	0.61	0.71
	50	44	6.0	0.62	0.71
	60	45	7.0	0.61	0.70
	70	45	8.0	0.72	0.83
#10	50	49	11.8	0.85	0.98
	60	53	12.8	0.79	0.91
	70	53	13.8	0.91	1.05
Pre-Installed	80	54	14.5	0.92	1.07
#15	50	52	14.0	0.88	1.02
	60	54	16.0	0.90	1.04
	70	56	17.0	0.90	1.03
	80	58	18.0	0.91	1.05
#20	60	56	19.8	1.22	1.40
	70	58	21.0	1.21	1.40

14053 Performance Data (continued)

Nozzle	no adjustment				
	Pressure	Radius	Flow	PRECIP in/hr	
	PSI	FEET	GPM	■	▲
	80	59	21.5	1.26	1.46
	90	60	22.0	1.30	1.51
#25	60	59	23.5	1.24	1.43
	70	66	26.5	1.14	1.31
	80	67	28.0	1.19	1.38
	90	68	29.0	1.24	1.44
#30	60	60	25.0	1.35	1.56
	70	72	30.0	1.06	1.22
	80	73	31.5	1.11	1.28
	90	75	33.5	1.11	1.28

14003 Performance Data

Nozzle	no adjustment				
	Pressure	Radius	Flow	PRECIP in/hr	
	PSI	FEET	GPM	■	▲
#5	40	43	5.5	0.57	0.66
	50	44	6.0	0.60	0.69
	60	45	7.0	0.67	0.77
	70	46	8.0	0.73	0.84
#10	50	49	11.8	0.95	1.09
	60	52	12.8	0.91	1.05
	70	53	13.8	0.95	1.09
Pre-Installed	80	54	14.5	0.96	1.11
#15	50	52	14.0	1.00	1.15
	60	54	16.0	1.06	1.22
	70	56	17.0	1.04	1.20
	80	58	18.0	1.03	1.19
#20	60	56	19.8	1.22	1.40
	70	58	21.0	1.20	1.39

14003 Performance Data (continued)

Nozzle	Pressure	Radius	Flow	no adjustment PRECIP in/hr	
	PSI	FEET	GPM	■	▲
	80	59	21.5	1.19	1.37
	90	60	22.0	1.18	1.36
#25	60	62	23.5	1.18	1.36
	70	66	26.5	1.17	1.35

14003 Performance Data (continued)

Nozzle	Pressure	Radius	Flow	no adjustment PRECIP in/hr	
	PSI	FEET	GPM	■	▲
	80	67	28.0	1.20	1.39
	90	68	29.0	1.21	1.39
#30	60	65	25.0	1.14	1.32
	70	72	30.0	1.11	1.29

14003 Performance Data (continued)

Nozzle	Pressure	Radius	Flow	no adjustment PRECIP in/hr	
	PSI	FEET	GPM	■	▲
	80	73	31.5	1.14	1.31
	90	75	33.5	1.15	1.32

■ square spacing ▲ triangular spacing. Precipitation rates calculated for 180° operation, divide by 2 for 360°.



Sure Throw

Impact Sprinkler

37–42 ft Radius

2.0–5.2 GPM Flow

28–57 PSI Pressure

Features

- Adjustable to full circle or part circle
- Interchangeable color-coded bayonet nozzles
- Heavy duty plastic closed case with reinforced easy grip ribbed design
- Diffuser screw for fine droplets and throw control
- Double-weighted arm for balance & smooth rotation
- Sand resistant pressure-activated wiper seal
- Excellent distribution uniformity
- Ideal for use in grey water applications

Available models 2027 price list

● In stock

ST-IS45 **ST-IS45-RCW**
ST-IS45-TOOL



Sprays

Pro-S™ Sprays	18
NP Sprays	19
K-Spray™	19



Pro-S™ Sprays

Pop-Up Spray

The result of precision engineering and extensive field testing by contractors around the world, the Pro-S™ is designed to provide long life and outst



Features

- Co-Molded Wiper Seal – Ensures leak free, full pop-up operation even under low-pressure situations. Cartridge design allows for easy removal and cleaning. Treated with UV inhibitors for long life. Seal material is carefully selected to reduce degradation and stick-ups
- Ratcheting Riser – Permits quick, easy alignment of spray pattern
- Heavy-Duty Retraction Spring – Strongest spring in the industry for positive retraction in all soil conditions
- Accepts Female Threaded Nozzles
- Side Inlet – Standard on 12" model, optional with 6" model
- Pre-Installed Flush Cap
- Optional In-stem Pressure Regulator – Available for 4", 6" and 12" models, factory preset at 30 psi or 40 psi
- Optional In-stem StopFlow™ – Available in 4" & 6" models only
- Optional In-stem Check Valve – Factory installed or installed in the field, holds up to 10' of head pressure
- Optional Pre-installed Nozzle Guard

Specifications

Inlet	**1/2" female thread NPT**
Retracted height (2")	**4 3/8"**
Riser height (2")	**1 1/2"**
Retracted height (3")	**5"**
Riser height (3")	**2 1/2"**
Retracted height (4")	**6" (15,2)**
Riser height (4")	**3 1/2"**
Retracted height (6")	**9 3/8"**
Riser height (6")	**5 1/2"**
Retracted height (12")	**16"**
Riser height (12")	**11 1/2"**

Available models 2027 price list

● In stock

78004 78006 78006-PR30 78012

● Ships in 2 weeks

78004-PR30 78004-CV-PR40 78006-NSI 78006-NSI-CV-PR30

○ Ships in 4 weeks

78000 78002 78003 78004-CV 78004-CV-PR30 78004-PR40 78004-RCW 78004-CV-PR30-RCW 78004-PR40-GUARD 78004-CV-PR30-GUARD 78004-CV-PR40-GUARD 78004-CV-PR40-SF-GUARD 78004-SS-CV 78004-SS-CV-PR40 78006-CV 78006-CV-PR30 78006-PR40 78006-CV-PR40 78006-RCW 78006-CV-PR30-RCW 78006-CV-PR40-RCW 78006-CV-PR30-GUARD 78006-CV-PR40-GUARD 78006-CV-PR30-SF-GUARD 78006-CV-PR40-SF-GUARD 78006-NSI-CV 78006-NSI-CV-PR40 78006-NSI-CV-PR40-RCW 78012-CV 78012-PR30 78012-CV-PR30 78012-PR40 78012-CV-PR40 78012-RCW 78012-CV-PR40-RCW 78012-CV-PR30-GUARD 78012-CV-PR40-GUARD 78012-CV-PR30-SF-GUARD 78012-CV-PR40-SF-GUARD



NP Sprays

Pop-Up Spray

Features

- Available in 2" and 4" (5 cm and 10 cm) Models – Provides flexibility in system design
- Accepts Female Threaded Nozzles
- Stainless Steel Retraction Spring – Provides reliable retraction of the riser in all soil conditions
- Ratcheting Riser – Allows for easy pattern alignment by turning the riser
- Narrow Profile Body – Easy to retrofit with existing systems

Specifications

Inlet	1/2" female thread NPT
Retracted height (NP2)	4"
Riser height (NP2)	2"
Retracted height (NP4)	6"
Riser height (NP4)	3 7/8"

Available models 2027 price list

● Ships in 2 weeks

NP2-KVF15 NP4 NP4-KVF15 NP4-KVF17

○ Ships in 4 weeks

NP2 NP2-KVF10 NP2-KVF12 NP2-KVF17 NP2-KVF8
NP4-KVF10 NP4-KVF12 NP4-KVF6 NP4-KVF8



K-Spray™

Pop-Up Spray

Features

- Available in 3", 4", 6" and 12" Models – Provides flexibility in system design
- Accepts Male Threaded Nozzles
- Stainless Steel Retraction Spring – Provides reliable retraction of the riser in all soil conditions
- Ratcheting Riser – Allows for easy pattern alignment by turning the riser
- Heavy Duty Wiper Seal – Ensures leak free, full pop-up operation even under low-pressure situations
- Optional Water-Saving Check Valve – Eliminates low head drainage
- Optional Purple Cap for Reclaimed Water Use – Highly visible for identification of RCW systems

Specifications

Inlet	1/2" female thread NPT
Retracted height (73001)	4 3/4"
Riser height (73001)	2 1/2"
Retracted height (74001)	5 7/8"
Riser height (74001)	4"
Retracted height (76001)	8"
Riser height (76001)	5 7/8"
Retracted height (71201)	15 3/4"
Riser height (71201)	11 1/2"

Available models 2027 price list

○ Ships in 4 weeks

73001 73001-RCW 74001 76001 76001-RCW 71201

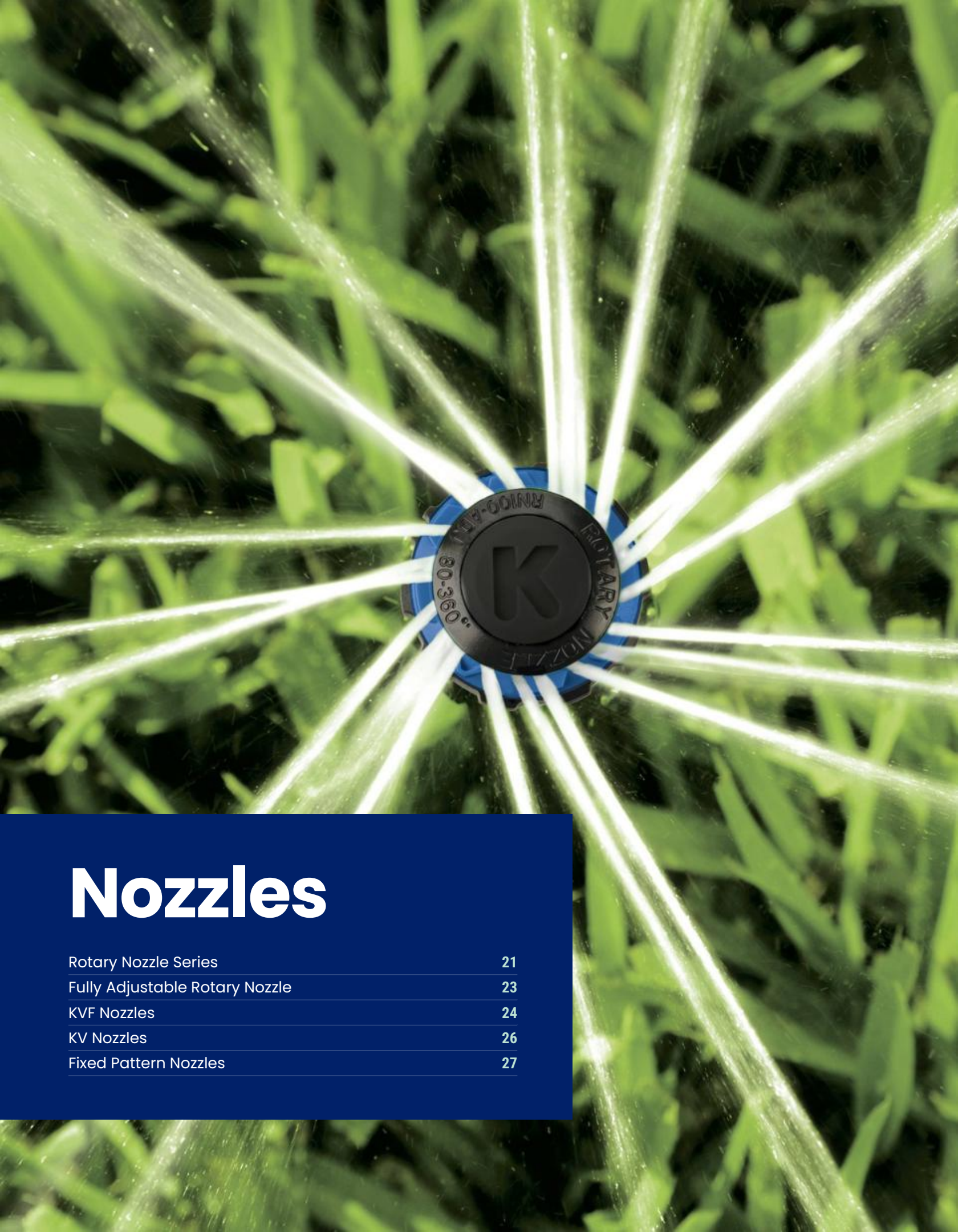

Nozzles

Rotary Nozzle Series	21
Fully Adjustable Rotary Nozzle	23
KVF Nozzles	24
KV Nozzles	26
Fixed Pattern Nozzles	27

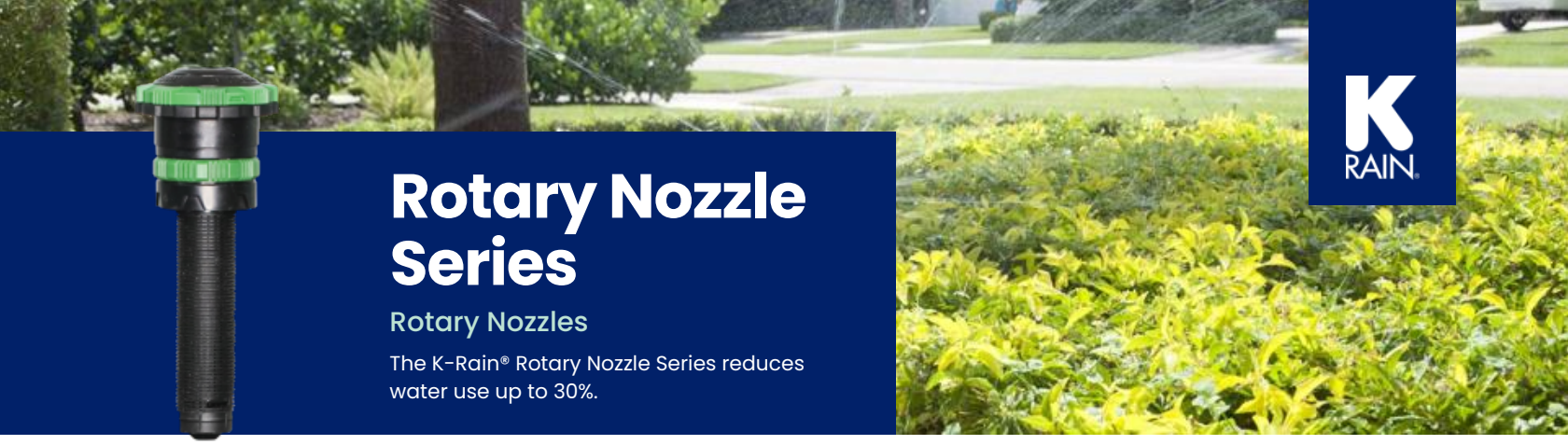

Rotary Nozzle Series

Rotary Nozzles

The K-Rain® Rotary Nozzle Series reduces water use up to 30%.

Features

- Patented Flow Control – Improved radius adjustment
- Durable Design – Molded with high-impact engineered resin for long life
- Superior Uniformity – Multi-stream technology provides outstanding coverage eliminating brown spots
- Matched Precipitation – Low precipitation rate is proportionate even after arc and radius adjustment
- Water-smart Technology – Reduce water usage up to 30% without compromising on results
- Double pop-up Design – Delivers additional protection from dirt/particulate intrusion in all conditions
- Simple to Adjust – Easiest adjustment in the industry - Hand adjustable/no tool required
- Color-Coded – Easily identify 9 standard nozzles and 3 specialty nozzles in the field
- Recommended Operating Pressure - 40 PSI (2,8 bar)

Available models 2027 price list

○ **Ships in 4 weeks**

RN100-ADJ-210-270 RN100-ADJ-90-210 RN100-FIX360 RN200-ADJ-210-270 RN200-ADJ-90-210 RN200-FIX360 RN300-ADJ-210-270 RN300-ADJ-90-210 RN300-FIX360 RNS-LES-515 RNS-RES-515 RNS-SS-530

Performance Data - U.S. Special Patterns RNS-LES-515 n Olive

PATTERN	NOZZLE	Pressure PSI	W X L FEET	Flow GPM
LEFT END STRIP		30	4 x 15	.30
		35	5 x 15	.32
		40	5 x 15	.35
		45	6 x 15	.38
		50	6 x 16	.40

Performance Data - U.S. Special Patterns RNS-RES-515 n Burnt Orange

PATTERN	NOZZLE	Pressure PSI	W X L FEET	Flow GPM
RIGHT END STRIP		30	4 x 15	.30
		35	5 x 15	.32
		40	5 x 15	.35
		45	6 x 16	.38
		50	6 x 16	.40

Performance Data - U.S. Special Patterns RNS-SS-530 n Brown

PATTERN	NOZZLE	Pressure PSI	W X L FEET	Flow GPM
SIDE STRIP		30	4 x 29	.50
		35	5 x 30	.55
		40	5 x 30	.60
		45	6 x 31	.65
		50	7 x 32	.70

Performance Data - U.S. RN100-ADJ-90-210 n Dark Green

ARC DEGREE	Pressure PSI	Radius FEET	Flow GPM	PRECIP in/hr ■	▲
90°	30	13	0.23	0.51	0.59
	35	14	0.25	0.48	0.56
	40	15	0.26	0.44	0.51
	45	15	0.28	0.48	0.55
	50	16	0.30	0.45	0.52

Performance Data - U.S. RN100-ADJ-90-210 n Dark Green (continued)

ARC DEGREE	Pressure PSI	Radius FEET	Flow GPM	PRECIP in/hr ■	▲
180°	30	13	0.45	0.51	0.59
	35	14	0.48	0.47	0.54
	40	14	0.51	0.50	0.58
	45	15	0.55	0.47	0.54
	50	15	0.59	0.50	0.58
210°	30	13	0.52	0.51	0.59
	35	14	0.56	0.47	0.54
	40	14	0.58	0.49	0.56
	45	14	0.62	0.52	0.60
	50	15	0.68	0.50	0.58

Performance Data - U.S. RN300-ADJ-90-210 n Dark Gray

ARC DEGREE	Pressure	Radius	Flow	PRECIP in/hr	
	PSI	FEET	GPM	■	▲
	30	27	0.90	0.48	0.55
	35	27	0.95	0.50	0.58
90°	40	28	1.00	0.49	0.57
	45	28	1.05	0.52	0.60
	50	29	1.10	0.50	0.58
	30	26	1.65	0.47	0.54
	35	26	1.75	0.50	0.58
180°	40	27	1.86	0.49	0.57
	45	27	1.95	0.51	0.59
	50	28	2.10	0.52	0.60
	30	25	1.81	0.48	0.55
	35	26	1.95	0.48	0.55
210°	40	27	2.15	0.49	0.56
	45	27	2.30	0.52	0.60
	50	28	2.40	0.51	0.58

Performance Data - U.S. RN200-ADJ-90-210 n Dark Blue

ARC DEGREE	Pressure	Radius	Flow	PRECIP in/hr	
	PSI	FEET	GPM	■	▲
	30	19	0.38	0.41	0.47
	35	19	0.42	0.45	0.52
90°	40	20	0.45	0.43	0.50
	45	20	0.48	0.46	0.53
	50	21	0.51	0.45	0.51
	30	19	0.75	0.40	0.46
	35	20	0.80	0.39	0.44
180°	40	20	0.85	0.41	0.47
	45	21	0.90	0.39	0.45
	50	21	1.00	0.44	0.50
	30	18	0.89	0.45	0.52
	35	19	0.95	0.43	0.50
210°	40	20	1.00	0.41	0.48
	45	20	1.05	0.43	0.50
	50	21	1.10	0.41	0.48

Performance Data - U.S. RN100-FIX360 n Light Green

ARC DEGREE	Pressure	Radius	Flow	PRECIP in/hr	
	PSI	FEET	GPM	■	▲
	30	13	.88	.50	.58
	35	14	.94	.46	.53
360°	40	14	1.00	.49	.57
	45	15	1.15	.49	.57
	50	15	1.20	.51	.59

Performance Data - U.S. RN300-FIX360 n Light Gray

ARC DEGREE	Pressure	Radius	Flow	PRECIP in/hr	
	PSI	FEET	GPM	■	▲
	30	26	3.10	.44	.51
	35	27	3.20	.42	.49
360°	40	28	3.50	.43	.50
	45	28	3.55	.44	.50
	50	30	3.70	.40	.46

Performance Data - U.S. RN200-FIX360 n Light Blue

ARC DEGREE	Pressure	Radius	Flow	PRECIP in/hr	
	PSI	FEET	GPM	■	▲
	30	16	1.34	.50	.58
	35	17	1.50	.50	.58
360°	40	18	1.65	.49	.57
	45	19	1.68	.45	.52
	50	19	1.88	.50	.58

Performance Data - U.S. RN100-ADJ-210-270 n Medium Green

ARC DEGREE	Pressure	Radius	Flow	PRECIP in/hr		
	PSI	FEET	GPM	■	▲	
	30	13	0.52	0.51	0.59	0.59
	35	14	0.56	0.47	0.54	0.54
210°	40	14	0.58	0.49	0.56	0.56
	45	14	0.62	0.52	0.60	0.60
	50	15	0.68	0.50	0.53	0.57

Performance Data - U.S. RN100-ADJ-210-270 n Medium Green (continued)

ARC DEGREE	Pressure	Radius	Flow	PRECIP in/hr		
	PSI	FEET	GPM	■	▲	
	30	13	0.68	0.51	0.59	0.59
	35	14	0.71	0.46	0.54	0.54
270°	40	14	0.75	0.49	0.57	0.57
	45	14	0.79	0.52	0.60	0.60
	50	15	0.86	0.49	0.57	0.57

Performance Data - U.S. RN300-ADJ-210-270 n Medium Gray

ARC DEGREE	Pressure	Radius	Flow	PRECIP in/hr	
	PSI	FEET	GPM	■	▲
	30	25	1.81	0.48	0.55
	35	26	1.95	0.48	0.55
210°	40	27	2.15	0.49	0.56
	45	27	2.30	0.52	0.60
	50	28	2.40	0.51	0.58
	30	25	2.40	0.49	0.57
	35	26	2.55	0.48	0.56
270°	40	27	2.70	0.48	0.55
	45	27	2.87	0.51	0.58
	50	27	3.00	0.53	0.61

Performance Data - U.S. RN200-ADJ-210-270 n Medium Blue

ARC DEGREE	Pressure	Radius	Flow	PRECIP in/hr	
	PSI	FEET	GPM	■	▲
	30	18	0.89	0.45	0.52
	35	19	0.95	0.43	0.50
210°	40	20	1.00	0.41	0.48
	45	20	1.05	0.43	0.50
	50	21	1.10	0.41	0.48
	30	17	1.10	0.49	0.56
	35	18	1.20	0.48	0.55
270°	40	19	1.30	0.46	0.53
	45	19	1.40	0.50	0.57
	50	19	1.45	0.52	0.60

Models

RN100-ADJ-90-210 90°-210° Adjustable 8' - 15' (2,4 - 4,6 m) n Dark Green	RN200-ADJ-90-210 90°-210° Adjustable 16' - 20' (4,9 - 6,1 m) n Dark Blue	RN300-ADJ-90-210 90°-210° Adjustable 20' - 28' (6,1 - 8,5 m) n Dark Gray	RNS-RES-515 Right End Strip n Burnt Orange
RN100-ADJ-210-270 210°-270° Adjustable 8' - 15' (2,4 - 4,6 m) n Medium Green	RN200-ADJ-210-270 210°-270° Adjustable 16' - 20' (4,9 - 6,1 m) n Medium Blue	RN300-ADJ-210-270 210°-270° Adjustable 20' - 28' (6,1 - 8,5 m) n Medium Gray	RNS-LES-515 Left End Strip n Olive
RN100-FIX360 360° Fixed Pattern 8' - 15' (2,4 - 4,6 m) n Light Green	RN200-FIX360 360° Fixed Pattern 16' - 20' (4,9 - 6,1 m) n Light Blue	RN300-FIX360 360° Fixed Pattern 20' - 28' (6,1 - 8,5 m) n Light Gray	RNS-SS-530 Side Strip n Brown

■ square spacing ▲ triangular spacing. Precipitation rates calculated for 180° operation, divide by 2 for 360°.



Fully Adjustable Rotary Nozzle

80° to 360° Rotary Nozzle

The only fully adjustable rotary nozzle from 80° – 360°.

Features

- Fully adjustable 80° to 360° – only one SKU per distance
- Female Threaded – replaces all female thread nozzles
- Hand adjustable – no tools needed
- Radius adjustment up to 30% – patented flow control
- Arc adjustment wet or dry – visual left start and right stop
- Double pop-up system – superior dirt tolerance
- Three model options – distances from 13' to 30' (3,96 m to 9,14 m)
- Recommended Operating Pressure - 40 PSI (2,8 bar)
- Matched precipitation – superior efficiency in water and uniformity through all patterns and distances
- Low precipitation rate – reduces runoff and improves soil absorption

Available models 2027 price list

● **Ships in 2 weeks**

RN100-ADJ RN200-ADJ RN300-ADJ

Performance Data

Nozzle	Pressure	Radius	Flow	PRECIP in/hr	
	PSI	FEET	GPM	■	▲
90°	30	26	0.80	0.46	0.53
	40	27	0.90	0.48	0.55
	50	29	1.00	0.46	0.53
180°	30	26	1.50	0.43	0.49
	40	27	1.60	0.42	0.49
	50	29	1.80	0.41	0.48
360°	30	26	3.00	0.43	0.49
	40	27	3.20	0.42	0.49
	50	28	3.80	0.47	0.54

Performance Data

Nozzle	Pressure	Radius	Flow	PRECIP in/hr	
	PSI	FEET	GPM	■	▲
90°	30	16	0.34	0.51	0.59
	40	18	0.41	0.49	0.56
	50	19	0.47	0.50	0.58
180°	30	16	0.67	0.50	0.58
	40	18	0.83	0.49	0.57
	50	19	0.94	0.50	0.58
360°	30	16	1.35	0.51	0.59
	40	18	1.70	0.51	0.58
	50	19	1.90	0.51	0.58

Performance Data

Nozzle	Pressure	Radius	Flow	PRECIP in/hr	
	PSI	FEET	GPM	■	▲
90°	30	13	0.22	0.50	0.58
	40	14	0.25	0.49	0.57
	50	15	0.30	0.51	0.59
180°	30	13	0.44	0.50	0.58
	40	14	0.50	0.49	0.57
	50	15	0.60	0.51	0.59
360°	30	13	0.90	0.51	0.59
	40	14	1.00	0.49	0.57
	50	15	1.20	0.51	0.59

■ square spacing ▲ triangular spacing. Precipitation rates calculated for 180° operation, divide by 2 for 360°.



KVF Nozzles

Adjustable Arc, Female Thread

Fully adjustable, female threaded nozzle.

Features

- Superior Spray Patterns
- Fits any male-thread spray body
- Color-coded for Easy Identification
- Uniform Water Distribution
- Water Efficient Low Flow Rates
- Extra Long Filters Extend Time Between Cleanings
- Recommended Operating Pressure - 30 PSI

Available models 2027 price list

● Ships in 2 weeks

KVF12 KVF15

○ Ships in 4 weeks

KVF10 KVF17 KVF6 KVF8

Performance Data

KVF17 17' (5,2 m) Nozzle (gray)

ARC DEGREE	Pressure PSI	Radius FEET	Flow GPM	PRECIP in/hr ■	PRECIP in/hr ▲
90°	20	17	0.85	1.13	1.31
	25	17	0.95	1.27	1.46
	30	18	1.05	1.25	1.44
	40	18	1.20	1.43	1.65
180°	20	16	1.70	1.28	1.48
	25	17	1.90	1.27	1.46
	30	18	2.10	1.25	1.44
	40	18	2.40	1.43	1.65
270°	20	16	2.50	1.25	1.45
	25	17	2.80	1.24	1.44
	30	18	3.15	1.25	1.44
	40	18	3.60	1.43	1.65
360°	20	16	3.40	1.28	1.48
	25	17	3.80	1.27	1.46
	30	18	4.20	1.25	1.44
	40	18	4.80	1.43	1.65

Performance Data

KVF15 15' (4,6 m) Nozzle (black)

ARC DEGREE	Pressure PSI	Radius FEET	Flow GPM	PRECIP in/hr ■	PRECIP in/hr ▲
90°	20	14	0.75	1.47	1.70
	25	15	0.85	1.45	1.68
	30	15	0.95	1.63	1.88
	40	17	1.10	1.47	1.69
180°	20	14	1.40	1.38	1.59
	25	15	1.70	1.45	1.68
	30	15	1.90	1.63	1.88
	40	17	2.30	1.53	1.77

Performance Data (continued)

KVF15 15' (4,6 m) Nozzle (black)

ARC DEGREE	Pressure PSI	Radius FEET	Flow GPM	PRECIP in/hr ■	PRECIP in/hr ▲
270°	20	14	2.25	1.47	1.70
	25	15	2.55	1.45	1.68
	30	15	2.80	1.60	1.84
	40	17	3.40	1.51	1.74
360°	20	14	3.00	1.47	1.70
	25	15	3.40	1.45	1.68
	30	15	3.80	1.63	1.88
	40	17	4.60	1.53	1.77

Performance Data

KVF12 12' (3,7 m) Nozzle (brown)

ARC DEGREE	Pressure PSI	Radius FEET	Flow GPM	PRECIP in/hr ■	PRECIP in/hr ▲
90°	20	12	0.65	1.74	2.01
	25	13	0.70	1.59	1.84
	30	14	0.80	1.57	1.81
	40	14	0.90	1.77	2.04
180°	20	12	1.30	1.74	2.01
	25	13	1.40	1.59	1.84
	30	14	1.60	1.57	1.81
	40	14	1.80	1.77	2.04
270°	20	12	1.90	1.69	1.96
	25	13	2.10	1.59	1.84
	30	14	2.40	1.57	1.81
	40	14	2.60	1.70	1.97
360°	20	12	2.20	1.47	1.70
	25	13	2.60	1.48	1.71
	30	14	3.10	1.52	1.76

Performance Data (continued)

KVF12 12' (3,7 m) Nozzle (brown)

ARC DEGREE	Pressure PSI	Radius FEET	Flow GPM	PRECIP in/hr ■	PRECIP in/hr ▲
	40	14	3.50	1.72	1.98

Performance Data

KVF10 10' (3 m) Nozzle (blue)

ARC DEGREE	Pressure PSI	Radius FEET	Flow GPM	PRECIP in/hr ■	PRECIP in/hr ▲
90°	20	10	0.45	1.73	2.00
	25	11	0.54	1.72	1.98
	30	12	0.62	1.66	1.91
	40	12	0.70	1.87	2.16
180°	20	10	0.90	1.73	2.00
	25	11	1.10	1.75	2.02
	30	12	1.25	1.67	1.93
	40	12	1.40	1.87	2.16
270°	20	10	1.35	1.73	2.00
	25	11	1.65	1.75	2.02
	30	12	1.85	1.65	1.90
	40	12	2.10	1.87	2.16
360°	20	10	1.80	1.73	2.00
	25	11	2.20	1.75	2.02
	30	12	2.50	1.67	1.93
	40	12	2.80	1.87	2.16

Performance Data

KVF8 8' (2,4 m) Nozzle (green)

ARC DEGREE	Pressure PSI	Radius FEET	Flow GPM	PRECIP in/hr ■	PRECIP in/hr ▲
90°	20	9	0.39	1.85	2.14

Performance Data (continued)

KVF8 8' (2,4 m) Nozzle (green)					
ARC DEGREE	Pressure	Radius	Flow	PRECIP in/hr	
	PSI	FEET	GPM	■	▲
	25	10	0.42	1.62	1.87
	30	10	0.50	1.93	2.22
	40	11	0.61	1.94	2.24
180°	20	9	0.75	1.78	2.06
	25	9	0.85	2.02	2.33
	30	10	1.00	1.93	2.22
	40	10	1.16	2.23	2.58
270°	20	9	1.15	1.82	2.10
	25	9	1.25	1.98	2.29
	30	10	1.50	1.93	2.22
	40	10	1.75	2.25	2.59
360°	20	9	1.50	1.78	2.06

Performance Data (continued)

KVF8 8' (2,4 m) Nozzle (green)					
ARC DEGREE	Pressure	Radius	Flow	PRECIP in/hr	
	PSI	FEET	GPM	■	▲
	25	9	1.70	2.02	2.33
	30	10	2.00	1.93	2.22
	40	10	2.30	2.21	2.56

Performance Data

KVF6 6' (1,8 m) Nozzle (red)					
ARC DEGREE	Pressure	Radius	Flow	PRECIP in/hr	
	PSI	FEET	GPM	■	▲
90°	20	5	0.36	5.54	6.40
	25	5	0.43	6.16	7.65
	30	6	0.50	5.35	6.17
	40	6	0.59	6.31	7.29

Performance Data (continued)

KVF6 6' (1,8 m) Nozzle (red)					
ARC DEGREE	Pressure	Radius	Flow	PRECIP in/hr	
	PSI	FEET	GPM	■	▲
180°	20	5	0.60	4.61	5.33
	25	5	0.66	5.07	5.86
	30	6	0.74	3.95	4.56
	40	6	0.86	4.59	5.30
270°	20	5	0.80	4.10	4.74
	25	5	0.89	4.56	5.27
	30	6	0.97	3.45	3.99
	40	6	1.20	4.27	4.93
360°	20	5	1.08	4.15	4.79
	25	5	1.25	4.81	5.55
	30	6	1.37	3.66	4.22
	40	6	1.62	4.33	4.99

■ square spacing ▲ triangular spacing. Precipitation rates calculated for 180° operation, divide by 2 for 360°.



KV Nozzles

Adjustable Arc, Male Thread

Adjustable pattern, male-threaded nozzles.

Features

- Color-coded for Easy Identification

Available models 2027 price list

○ Ships in 4 weeks

KV10 KV12 KV15 KV17 KV5 KV8

Performance Data

KV17 17' (5,2 m) Nozzle (Gray)					
ARC DEGREE	Pressure	Radius	Flow	PRECIP in/hr	
	PSI	FEET	GPM	■	▲
90°	20	18	1.70	2.02	2.33
	30	18	1.80	2.14	2.47
	40	19	2.00	2.13	2.46
	50	20	2.20	2.12	2.45
180°	20	17	1.90	1.27	1.46
	30	18	2.40	1.43	1.65
	40	19	2.60	1.39	1.60
	50	19	2.90	1.55	1.79
270°	20	16	2.90	1.45	1.68
	30	17	3.40	1.51	1.74
	40	18	4.00	1.58	1.83
	50	18	4.50	1.78	2.06
360°	20	15	3.50	1.50	1.73
	30	17	4.40	1.47	1.69
	40	17	4.90	1.63	1.88
	50	18	5.40	1.60	1.85

Performance Data

KV15 15' (4,6 m) Nozzle (Black)					
ARC DEGREE	Pressure	Radius	Flow	PRECIP in/hr	
	PSI	FEET	GPM	■	▲
90°	20	15	1.30	2.22	2.57
	30	17	1.60	2.13	2.46
	40	18	1.80	2.14	2.47
	50	19	2.00	2.13	2.46
180°	20	14	1.80	1.77	2.04
	30	15	2.30	1.97	2.27
	40	16	2.60	1.96	2.26
	50	18	2.80	1.66	1.92
270°	20	14	2.70	1.77	2.04
	30	15	3.20	1.83	2.11
	40	16	3.60	1.80	2.08
	50	18	4.00	1.58	1.83
360°	20	14	3.40	1.67	1.93

Performance Data (continued)

KV15 15' (4,6 m) Nozzle (Black)					
ARC DEGREE	Pressure	Radius	Flow	PRECIP in/hr	
	PSI	FEET	GPM	■	▲
	30	15	4.20	1.80	2.07
	40	16	4.70	1.77	2.04
	50	16	5.30	1.99	2.30

Performance Data

KV12 12' (3,7 m) Nozzle (Brown)					
ARC DEGREE	Pressure	Radius	Flow	PRECIP in/hr	
	PSI	FEET	GPM	■	▲
90°	20	12	1.10	2.94	3.40
	30	13	1.30	2.96	3.42
	40	14	1.50	2.95	3.40
	50	15	1.70	2.91	3.36
180°	20	11	1.60	2.55	2.94
	30	12	1.80	2.41	2.78
	40	13	2.20	2.51	2.89
	50	14	2.40	2.36	2.72
270°	20	11	1.90	2.02	2.33
	30	12	2.40	2.14	2.47
	40	12	2.60	2.32	2.68
	50	13	3.20	2.43	2.81
360°	20	11	2.80	2.23	2.57
	30	12	3.10	2.07	2.39
	40	12	3.50	2.34	2.70
	50	13	3.90	2.22	2.56

Performance Data

KV10 10' (3 m) Nozzle (Blue)					
ARC DEGREE	Pressure	Radius	Flow	PRECIP in/hr	
	PSI	FEET	GPM	■	▲
90°	20	12	0.70	1.87	2.16
	30	12	1.10	2.94	3.40
	40	13	1.40	3.19	3.68

Performance Data (continued)

KV10 10' (3 m) Nozzle (Blue)					
ARC DEGREE	Pressure	Radius	Flow	PRECIP in/hr	
	PSI	FEET	GPM	■	▲
	50	14	1.50	2.95	3.40
180°	20	11	1.40	2.23	2.57
	30	11	1.60	2.55	2.94
	40	12	1.80	2.41	2.78
	50	13	2.00	2.28	2.63
270°	20	10	1.70	2.18	2.52
	30	10	2.00	2.57	2.96
	40	11	2.30	2.44	2.82
	50	12	2.60	2.32	2.68
360°	20	10	2.20	2.12	2.45
	30	10	2.70	2.60	3.00
	40	11	3.00	2.39	2.76
	50	12	3.50	2.34	2.70

Performance Data

KV8 8' (2,4 m) Nozzle (Green)					
ARC DEGREE	Pressure	Radius	Flow	PRECIP in/hr	
	PSI	FEET	GPM	■	▲
90°	20	7	0.30	2.36	2.72
	30	8	0.40	2.41	2.78
	40	8	0.40	2.41	2.78
	50	9	0.40	1.9	2.2
180°	20	7	0.80	3.14	3.63
	30	8	0.90	2.71	3.13
	40	8	1.00	3.01	3.47
	50	9	1.10	2.61	3.02
270°	20	7	1.20	3.14	3.63
	30	8	1.20	2.41	2.78
	40	8	1.30	2.61	3.01
	50	9	1.50	2.38	2.74
360°	20	7	1.90	3.73	4.31
	30	8	2.00	3.01	3.47
	40	8	2.20	3.31	3.82
	50	9	2.30	2.73	3.16

■ square spacing ▲ triangular spacing. Precipitation rates calculated for 180° operation, divide by 2 for 360°.



Fixed Pattern Nozzles

Male and Female Thread

Male-threaded, female-threaded and special patterns for system flexibility.

Features

- Four distances plus eight fixed patterns provide an array of system configurations
- Color-coded for easy identification
- Recommended Operating Pressure - 30 PSI

Available models

2027 price list

○ Ships in 4 weeks

FN-10F FN-10H FN-10Q FN-12F FN-12H FN-12Q FN-12TQ FN-15CS FN-15ES FN-15F FN-15H FN-15HL FN-15Q FN-15SS FN-15TQ FN-8F FN-8H FN-8Q FN-8TQ P12F P12H P12Q P12TQ P15CS P15ES P15F P15H P15HL P15Q P15SS

Performance Data

Special Patterns				
NOZZLE PATTERN	NOZZLE Male # | Female#	PRESSURE PSI	W X L Feet	FLOW in/hr GPM
Center	P15CS | FN-15cs	20	4 x 24	0.8
Strip		30	4 x 30	1.0
End	P15ES | FN-15Es	20	4 x 12	0.4
Strip		30	4 x 15	0.5
Side	P15SS | FN-15SS	20	4 x 28	1.1
Strip		30	5 x 32	1.3
High	P15HL | FN-5HL	20 High:	14 x 28	2.5
Strip		Low:	4 x 28	
		30 High:	15 x 32	3.0

Performance Data

P15 15' (4,6 m) Nozzle, Male (Black)					
ARC DEGREE	Pressure PSI	Radius FEET	Flow GPM	PRECIP in/hr ■	▲
90°	20	13	0.60	1.37	1.58
P15Q	25	14	0.75	1.47	1.70
	30	16	0.90	1.35	1.56
	40	17	1.10	1.47	1.69
180°	20	13	1.20	1.37	1.58
P15H	25	14	1.50	1.47	1.70

Performance Data (continued)

P15 15' (4,6 m) Nozzle, Male (Black)					
ARC DEGREE	Pressure PSI	Radius FEET	Flow GPM	PRECIP in/hr ■	▲
	30	16	1.80	1.35	1.56
	40	17	2.20	1.47	1.69
270°	20	13	1.80	1.36	1.57
P15TQ	25	14	2.25	1.47	1.70
	30	16	2.70	1.35	1.56
	40	17	3.30	1.46	1.69
360°	20	13	2.40	1.37	1.58
P15F	25	14	3.00	1.47	1.70
	30	16	3.60	1.35	1.56
	40	17	4.40	1.47	1.69

Performance Data

P12 12' (3,7 m) Nozzle, Male (Brown)					
ARC DEGREE	Pressure PSI	Radius FEET	Flow GPM	PRECIP in/hr ■	▲
90°	20	11	0.40	1.27	1.47
P12Q 14 .82 1.61 1.86	25	12	0.45	1.20	1.39
	30	13	0.50	1.14	1.32
	40	14	0.60	1.18	1.36
180°	20	11	0.80	1.27	1.47
P12H	25	12	0.90	1.20	1.39
	30	13	1.00	1.14	1.32
	40	14	1.20	1.18	1.36
270°	20	11	1.20	1.27	1.47
P12TQ	25	12	1.35	1.20	1.39
	30	13	1.50	1.14	1.31
	40	14	1.80	1.18	1.36

Performance Data (continued)

P12 12' (3,7 m) Nozzle, Male (Brown)					
ARC DEGREE	Pressure PSI	Radius FEET	Flow GPM	PRECIP in/hr ■	▲
360°	20	11	1.60	1.27	1.47
P12F	25	12	1.80	1.20	1.39
	30	13	2.00	1.14	1.32
	40	14	2.40	1.18	1.36
				1.37	1.58
				1.47	1.70
				1.35	1.56
				1.47	1.69
				1.37	1.58
				1.47	1.70
				1.35	1.56
				1.47	1.69
				1.36	1.57
				1.47	1.70
				1.35	1.56
				1.46	1.69
				1.37	1.58
				1.47	1.70
				1.35	1.56
				1.47	1.69

Performance Data

FN-15 15' (4,6 m) Nozzle, Female (Black)					
ARC DEGREE	Pressure PSI	Radius FEET	Flow GPM	PRECIP in/hr ■	▲
90°	20	12	0.75	2.01	2.32

Performance Data (continued)

FN-15 15' (4,6 m) Nozzle, Female (Black)					
ARC DEGREE	Pressure	Radius	Flow	PRECIP in/hr	
	PSI	FEET	GPM	■	▲
FN-15Q 25 14 .82 1.61 1.86	25	14	0.82	1.61	1.86
	30	15	0.92	1.57	1.82
180°	20	12	1.50	2.01	2.32
FN-15H	25	14	1.65	1.62	1.87
	30	15	1.85	1.58	1.83
270°	20	12	2.25	2.01	2.32
FN-15TQ	25	14	2.48	1.62	1.88
	30	15	2.78	1.59	1.83
360°	20	12	3.00	2.01	2.32
FN-15F	25	14	3.30	1.62	1.87
	30	15	3.70	1.58	1.83

Performance Data

FN-12 12' (3,7 m) Nozzle, Female (Brown)					
ARC DEGREE	Pressure	Radius	Flow	PRECIP in/hr	
	PSI	FEET	GPM	■	▲
90°	20	10	0.53	2.04	2.36
FN-12Q	25	11	0.60	1.91	2.20
	30	12	0.65	1.74	2.01
180°	20	10	1.05	2.02	2.33

Performance Data (continued)

FN-12 12' (3,7 m) Nozzle, Female (Brown)					
ARC DEGREE	Pressure	Radius	Flow	PRECIP in/hr	
	PSI	FEET	GPM	■	▲
FN-12H	25	11	1.20	1.91	2.20
	30	12	1.30	1.74	2.01
270°	20	10	1.58	2.03	2.34
FN-12TQ	25	11	1.80	1.91	2.20
	30	12	1.95	1.74	2.01
360°	20	10	2.10	2.02	2.33
FN-12F	25	12	2.40	1.91	2.20
	30	12	2.60	1.74	2.01

Performance Data

FN-10 10' (3 m) Nozzle, Female (Blue)					
ARC DEGREE	Pressure	Radius	Flow	PRECIP in/hr	
	PSI	FEET	GPM	■	▲
90°	20	8	0.33	1.99	2.29
FN-10Q	25	9	0.36	1.71	1.98
	30	10	0.39	1.50	1.73
180°	20	8	0.65	1.96	2.26
FN-10H	25	9	0.72	1.71	1.98
	30	10	0.79	1.52	1.76
270°	20	8	0.98	1.97	2.27
FN-10TQ	25	9	1.08	1.71	1.98

Performance Data (continued)

FN-10 10' (3 m) Nozzle, Female (Blue)					
ARC DEGREE	Pressure	Radius	Flow	PRECIP in/hr	
	PSI	FEET	GPM	■	▲
	30	10	1.18	1.51	1.75
360°	20	8	1.03	1.55	1.79
FN-10F	25	9	1.44	1.71	1.98
	30	10	1.58	1.52	1.76

Performance Data

FN-8 8' (2,4 m) Nozzle, Female (Green)					
ARC DEGREE	Pressure	Radius	Flow	PRECIP in/hr	
	PSI	FEET	GPM	■	▲
90°	20	6	0.21	2.25	2.59
FN-8Q	25	7	0.24	1.89	2.18
	30	8	0.26	1.56	1.81
180°	20	6	0.42	2.25	2.59
FN-8H	25	7	0.47	1.85	2.13
	30	8	0.52	1.56	1.81
270°	20	6	0.63	2.25	2.59
FN-8TQ	25	7	0.71	1.86	2.15
	30	8	0.78	1.56	1.81
360°	20	6	0.86	2.30	2.66
FN-8F	25	7	0.96	1.89	2.18
	30	8	1.05	1.58	1.82

■ square spacing ▲ triangular spacing. Precipitation rates calculated for 180° operation, divide by 2 for 360°.

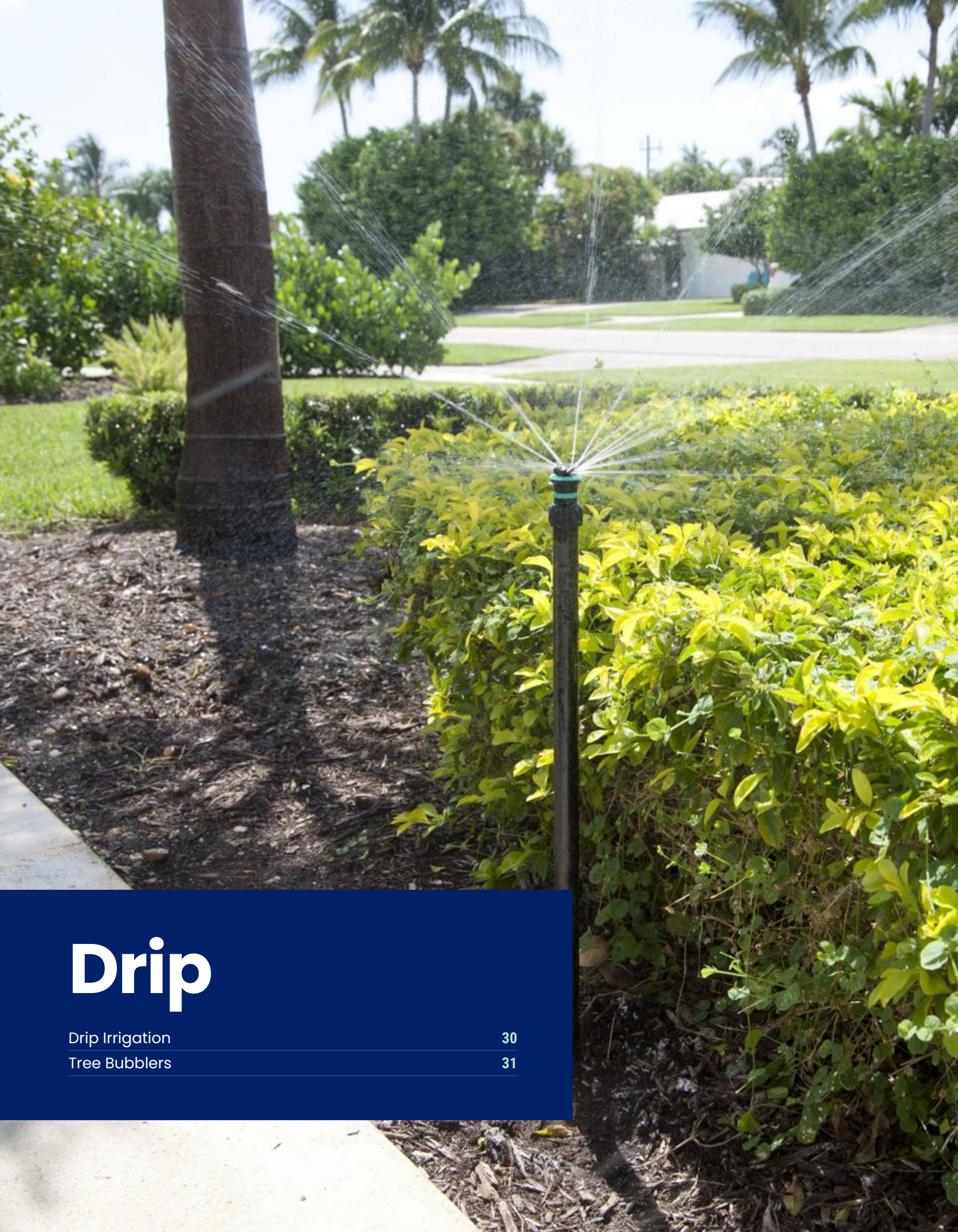

Drip

Drip Irrigation 30
Tree Bubblers 31



Drip Irrigation

Drip Line, Fittings and Zone Kits

The K-Rain® Dripline System is a specialized irrigation solution designed for non-turf areas, providing efficient and reliable operation while elimina

Features

- Installation flexibility – Install above or below grade
- Pressure-compensating emitters – Ensure uniform output across the entire length of the run
- In-line emitter check valves – Prevent drainage from the dripline when water pressure drops below 2.5 PSI (0,17 bar), protecting against the siphoning of small sediment and soil particles into the drip emitter, making it ideal for sub-surface installation
- Available in two flow rates and two spacing sizes – Provides maximum design flexibility in a variety of applications

Specifications

Inlet	**1/2" female thread**
Flow Rate (TB-025)	**0.25 GPM (0,06 m3/h; 0,95 l/m)**
Flow Rate (TB-05)	**0.5 GPM (0,114 m3/h; 1,9 l/m)**
Flow Rate (TB-10)	**1.0 GPM (0,227 m3/h; 3,8 l/m)**
Flow Rate (TB-20)	**2.0 GPM (0,454 m3/h; 7,6 l/m)**
Flow Rate (TB-ADJ)	**0.1 – 4.5 GPM (0,31 – 1,34 m3/h; 5 – 22 l/m)**

Available models 2027 price list

Ships in 4 weeks

K15-040 K15-041 K15-042 K15-043 K15-046 K18-028
KA-05100 KA1-118P-CV KA1-518P-CV KA5-112P-CV
KA5-2112P-CV KA5-212P-CV KA5-2212P-CV KA5-2512P-CV
KA5-512P-CV KP11-374 KP11-374-FILTER

Ship time to be confirmed

KP7001-FPR30INT-KIT KP7001-FPR40INT-KIT KPR30YF1
KPR40YF1

KA5-112P-CV

KA5-212P-CV	0.67" (17 mm) 0.58 GPH (2,2 LPH), 250' (76,2 m) CV drip line coil w/12" (0,30 m) spacing, 0.57" ID x 0.67" OD (14,5 mm ID x 17 mm OD), brown
KA5-512P-CV	0.67" (17 mm) 0.58 GPH (2,2 LPH), 500' (152,4 m) CV drip line coil w/12" (0,30 m) spacing, 0.57" ID x 0.67" OD (14,5 mm ID x 17 mm OD), brown
KA5-2112P-CV	0.67" (17 mm) 1.00 GPH (3,8 LPH), 100' (30,5 m) CV drip line coil w/ 12" (0,30 m) spacing, 0.57" ID x 0.67" OD (14,5 mm ID x 17 mm OD), brown
KA5-2212P-CV	.67" (17 mm) 1.00 GPH (3,8 LPH), 250' (76,2 m) CV drip line coil w/ 12" (0,30 m) spacing, 0.57" ID x .67" OD (14,5 mm ID x 17 mm OD), brown
KA5-2512P-CV	0.67" (17 mm) 1.00 GPH (3,8 LPH), 500' (152,4 m)
KA1-118P-CV	0.67" (17 mm) 1 GPH (3,8 LPH), 100' (30,5 m)
KA1-218P-CV	.67" (17 mm) 1 GPH (3,8 LPH), 250' (76,2 m) CV drip line coil w/18" (0,45 m) spacing, 0.57" ID x 0.67" OD (14,5 mm ID x 17 mm OD), brown
KA1-518P-CV	0.67" (17 mm) 1.00 GPH (3,8 LPH), 500' (152,4 m) CV drip line coil w/ 18" (0,45 m) spacing, .57" ID x .67" OD (14,5 mm ID x 17 mm OD), brown
K15-040	0.67" (17 mm) barb coupling
K15-041	0.67" (17 mm) tee
K15-042	0.67" (17 mm) elbow
K15-043	0.67" (17 mm) barb x 1/2" (1,27 cm) NPT Tee
K15-046	0.67" (17 mm) barb x 1/2" (1,27 cm) NPT Adapter
K18-028	1/2" (1,27 cm) Air/Vacuum Relief Valve
KP11-155	3/4" (1,9 cm) plastic filter with 155 m stainless steel screen & flush cap
KP11-374	1" (2,5 cm) plastic LP 1 Y-filter stainless steel screen 150 mesh
KPR30YF1	Pressure regulated Y filter NPT, 30 PSI, 1", Low Flow
KPR30YF1-BSP	Pressure regulated Y filter BSP, 30 PSI, 1", Low Flow

KPR40YF1	Pressure regulated Y filter NPT, 40 PSI, 1", Low Flow
KPR40YF1-BSP	Pressure regulated Y filter BSP, 40 PSI, 1", Low Flow
KP7001-FPR30INT-KIT	Drip control zone kit NPT, 1", with 30 PSI pressure regulated Y filter
KP7001-FPR40INT-KIT	Drip control zone kit NPT, 1", with 40 PSI pressure regulated Y filter
KP7001-BSP-FPR30INT-KIT	Drip control zone kit BSP 1", 30 PSI pressure regulated Y filter
KP7001-BSP-FPR40INT-KIT	Drip control zone kit BSP 1", 40 PSI pressure regulated Y filter

■ square spacing ▲ triangular spacing. Precipitation rates calculated for 180° operation, divide by 2 for 360°.



Tree Bubblers

Pressure Compensating

Features

- Pressure compensation ensures consistent flow rates over lower pressure ranges.
- Pressure compensating bubblers are ideal for tree and large shrub watering.

Available models 2027 price list

○ **Ships in 4 weeks**

TB-025 **TB-05** **TB-10** **TB-20** **TB-ADJ**



Valves

ProSeries 100 33
ProSeries 150 34
ProSeries 200 35



ProSeries 100

Electric Valve

Engineered to handle the dirtiest water, these reliable valves offer a straight-through flow pattern, reducing the risk of failure due to trapped debris.

Features

- Heavy Duty, Corrosion and UV Resistant PVC Construction – Increases the life of the valve
- Tilt Diaphragm/Piston Assembly – Allows for a straight flow path of the water increasing the flow rate while reducing friction loss
- Debris Tolerant Design – Offers flexibility for use in potable or non-potable applications
- Manual External Bleed Screw – Provides for manual operation in system start up and easy valve maintenace
- Flow Control with Removable Handle – Delivers precise flow adjustment to the zone and allows you to remove the handle to prevent tampering (Except NFC)
- Self-Cleaning Metering Screen – Screen is in turbulent flow of water for self-cleaning action during operation

Specifications

Height (7075 (3/4"))	4"
Width (Models)	3"
Length (Models)	4 1/2"
Height (7001 (1"))	4"
Width (Models)	3"
Length (Models)	5 1/4"

Available models 2027 price list

● In stock

7001 7001-SL 7001-SL-NFC

● Ships in 2 weeks

7001-MXB-NFC 7001-NFC

○ Ships in 4 weeks

7001-9VDC 7001-9VDC-MXB
7001-9VDC-MXB-NFC 7001-9VDC-NFC
7001-9VDC-SL 7001-9VDC-SL-NFC
7001-MXB 7001-MXM 7001-MXM-NFC
7075 7075-9VDC

Operating Specifications

U.S.			Metric		
Pressure Loss in PSI			Pressure Loss in bar		
FLOW GPM	3/4"	1"	FLOW LPM	3/4"	1"
1	4.0		4	0,28	
5	5.0	2.2	19	0,34	0,15

Operating Specifications (continued)

U.S.			Metric		
Pressure Loss in PSI			Pressure Loss in bar		
10	6.0	3.0	38	0,41	0,21
15	11.0	3.5	57	0,76	0,24
20	14.0	4.0	76	0,97	,28
30		5.0	114		0,34

Operating Specifications (continued)

U.S.		Metric	
Pressure Loss in PSI		Pressure Loss in bar	
Pressure Range		Pressure Range	
3/4"	1"	3/4"	1"
20 - 150 PSI		1,4 - 10,3 bar	

■ square spacing ▲ triangular spacing. Precipitation rates calculated for 180° operation, divide by 2 for 360°.



ProSeries 150

Electric Valve

A solution for every situation, K-Rain® ProSeries 150 Valves offer the irrigation professional a wide array of features and benefits.

Features

- Manual External Bleed Screw – Provides for manual operation in system start up
- Flow Control Option – For precise flow adjustment
- Removable Metering Pin – easily clean metering pin without disassembling
- 1-1/2" AND 2" MODELS
- Removable Inlet Cap – Allows for easy conversion from globe to angle-style valve
- Heavy Duty Diaphragm – Unique design improves durability of diaphragm
- Manual Internal Bleed Screw through Solenoid - Provides for manual operation without discharging water outside the valve
- JAR-TOP MODELS
- Threaded Jar-Top – Allows for quick removal of the cap for easy servicing after installation
- Glass-Filled Nylon Screw Cap – Increased durability

Specifications

Height (7101 (1"))	5 1/4"
Width (Models)	3 1/8"
Length (Models)	5"
Height (7101 (1"))	5 7/8"
Width (with Flow Control)	3 1/8"
Length (with Flow Control)	5"
Height (7101 (1"))	5 1/4"
Width (Jar Top)	3"
Length (Models)	4 3/8"
Height (7101-Angle (1"))	5 1/2"
Width (Models)	3 1/8"
Length (Models)	4"

Available models

2027 price list

● In stock

7101 7115

● Ships in 2 weeks

7101-FC 7101-J 7101-J-MXB 7101-SL 7102

○ Ships in 4 weeks

7101-9VDC 7101-9VDC-SL-FC 7101-ANGLE 7101-ANGLE-SL 7101-ANGLE-SL-FC 7101-J-SL 7101-SL-FC 7102-9VDC 7115-9VDC 7115-H

U.S.

	Pressure Loss in PSI						
Flow GPM	1" Globe	1" Jar Top	1" Angle	1 1/2" Globe	1 1/2" Angle	2" Globe	2" Angle
5	2.9	3.3	2.5				
10	2.1	3.9	2.1				
15	1.8	2.9	2.1				
20	3.0	3.2	2.2	3.0	2.7	2.2	1.9
30	5.0	6.1	4.1	2.6	2.2	1.9	1.9
40				2.3	1.9	1.7	1.7
50				2.9	2.2	1.5	1.5
60				4.1	3.0	1.6	1.5
80				5.5	4.4	2.9	2.1
100						4.8	3.2
120						6.2	4.6
	Pressure Range						
	1" Globe	1" Jar Top	1" Angle	1 1/2" Globe	1 1/2" Angle	2" Globe	2" Angle
		10-150 PSI			20-150 PSI		

■ square spacing ▲ triangular spacing. Precipitation rates calculated for 180° operation, divide by 2 for 360°.



ProSeries 200

Electric Valve

A durable, feature-packed electric valve designed to handle up to 200 PSI.

Features

- Durable glass-filled nylon construction and reinforced rubber diaphragm – Ensures long life and reliable performance
- Flow control – Adjust water flow as needed
- Large internal openings and self-cleaning diaphragm during every cycle – Reduces maintenance time
- Water Flow Direction Indicator – Ensures proper installation every time
- Electric or manual operation

Specifications

Height (7201 (1"))	**5 1/4"**
Width (Models)	**3 1/8"**
Length (Models)	**5 1/8"**
Height (7201 (1"))	**5 3/4"**
Width (Jar Top)	**3 1/8"**
Length (Models)	**4 3/4"**
Height (7215 (1.5"))	**6 3/4"**
Width (Models)	**4 1/4"**
Length (Models)	**6 1/4"**
Height (7202 (2"))	**7"**
Width (Models)	**4 1/4"**
Length (Models)	**7 1/4"**

Available models

2027 price list

○ **Ships in 4 weeks**

7201 7202 7215

ProSeries 200 Pressure Loss in PSI - U.S.			
Globe	Globe	Globe	
FLOW GPM	1"	1 1/2"	2"
5		0.4	
10	1.2		
15	2.5		
20	4.7	2.7	2.9
25	7.3	3	2.5

ProSeries 200 Pressure Loss in PSI - U.S.			
Globe	Globe	Globe	
30	9.7	2.9	2.2
40		2.9	2.2
50		3.4	2.8
60		4.2	3.4
80		7.6	5.5
100		12.9	7.8

ProSeries 200 Pressure Loss in PSI - U.S.			
Globe	Globe	Globe	
120			11.7
150			20
		Pressure Range	
	1"	1 1/2"	2"
	Globe	Globe	Globe
		6-200 PSI	

■ square spacing ▲ triangular spacing. Precipitation rates calculated for 180° operation, divide by 2 for 360°.



Controllers

SiteMaster	37
PRO-EX3	37
PRO EX 2.0	38
PRO-LC	39
K-Rain BLUE®	39
RPS™ 46	40
PRO-TAP 100	40



SiteMaster

2-Wire Decoder Controller

Features

- Number of stations: Up to 99
- Weather station capable
- Connect up to 2 hard-wired flow meters
- Upgradeable to internet mode by simply adding the 3404 Network Module to be the interface between your router and the SiteMaster controller.
- Rain sensor and rain/freeze sensor ready
- 6 independent programs with 6 start times each
- Full on-screen keyboard makes naming and programming easy and intuitive
- Advanced diagnostics include interactive fault log, decoder signal strength/status
- Patented Full Program Display - One screen shows watering days, number of start times, number of stations and special programming
- Two individually-fused wire lines with two independent wire paths per line

Specifications

Height (3400)	11.91"
Width (3400)	15 1/2"
Depth (3400)	6 1/2"
Height (3420)	16"
Width (3420)	18 1/2"
Depth (3420)	9 1/4"
Height (3421)	38"
Width (3421)	16 1/2"
Depth (3421)	17 1/4"

Available models 2027 price list

● **Ships in 2 weeks**

3400 3400-220 3401 3401-2 3402 3403 3404 3414 3420 3420-220 3421-220



PRO-EX3

Hybrid Modular Controller

Features

- Hybrid Irrigation Controller – Supports both
- conventional wiring modules (4- or 8-station) and
- 2-wire decoder technology
- Maximum 40 stations: 4 conventional base stations
- + up to 24 conventional stations (3 × 8-station
- modules) or up to 36 two-wire stations
- Smart Wi-Fi Capable – Add K-Rain Wi-Fi Bridge
- (3100-Bridge) for remote control and monitoring
- via smartphone, tablet, or web browser
- New AIM (Adaptive Irrigation Mode) – Advanced

Specifications

Height	8"
Width	10 1/2"
Depth	5 1/4"

Available models 2027 price list

● **In stock**

3302 3304 3308 3322 3311

● **Ships in 2 weeks**

3302-220



PRO EX 2.0

Modular Controller

Take control anywhere, anytime.

Features

- Wi-Fi enabled –Syncs with Wi-Fi to allow functionality through a smartphone, tablet or web browser. Weather IQ with adjustable limits. Remote access
- and alerts*
- Expandable up to 28 stations. Add hot-swappable 4 and 14 station expansion modules and run 4, 8, 12, 14, 16, 18, 22 or 28 stations
- Patented Full Program Display - One screen shows watering days, number of start times, number of stations and special programming
- Flow Sensor Ready– Connects directly. Has high/low flow abort settings and provides flow data capture to 7 days on device and full history on web browser
- when configured as a Wi-Fi controller
- Rain sensor and rain/freeze sensor ready
- RF Module Connector – Allows for optional installation of wireless accessories: Handheld remote, wireless rain sensor and Wi-Fi hub
- Diagnostic Circuit Breaker – Identifies and isolates stations with valve or wiring problems (shorts, faults, valve location) while the remaining program continues
- Advanced Diagnostic – Visual and/or audible alerts when programming errors or other conditions have been detected and are preventing operation

Specifications

Height	7 3/4"
Width	10"
Depth	5"

Available models

2027 price list

● In stock

3203

● Ships in 2 weeks

3202 3202-220 3202-P 3202ID

○ Ships in 4 weeks

3202-FULL-KIT 3203-KIT 3205 3205-14 3206 3209 3209-220

Models

INDOOR MODELS	
3202ID	PRO EX 2.0 4 station indoor modular controller, 110V AC plug pack transformer
3202ID-220	PRO EX 2.0 4 station indoor modular controller, 220V AC plug pack transformer
3202ID- WiFi-KIT	PRO EX 2.0 Wi-Fi enabled 4 station indoor modular controller, Wi-Fi hub, RF module, 110V AC plug pack transformer.
3202ID- 220-WiFi-KIT	PRO EX 2.0 Wi-Fi enabled 4 station indoor modular controller, Wi-Fi hub, RF module, 220V AC plug pack transformer (International only)
OUTDOOR MODELS	
3202	PRO EX 2.0 4 station outdoor modular controller, 110V AC internal transformer
3202-P	PRO EX 2.0 4 station indoor modular controller, with pigtail power cord, 110V AC internal transformer
3202-220	PRO EX 2.0, 4 station outdoor modular controller, 220V AC internal transformer
3202-WiFi-KIT	PRO EX 2.0 Wi-Fi enabled 4 station outdoor modular controller, Wi-Fi hub, RF module
3202-P- WiFi-KIT	PRO EX 2.0 Wi-Fi enabled 4 station outdoor modular controller, with pigtail power cord, Wi-Fi hub, RF module
3202-220-WiFi-KIT	PRO EX 2.0 Wi-Fi enabled 4 station outdoor modular controller, Wi-Fi hub, RF module, 220V AC plug pack transformer

■ square spacing ▲ triangular spacing. Precipitation rates calculated for 180° operation, divide by 2 for 360°.



PRO-LC

Wi-Fi Enabled Controller

Features

- Number of stations: 4, 8, or 12
- Patented full program display feature shows days, start times, number of stations and special programming
- Easy to follow programming
- Large LCD display
- Wi-Fi requires the BRIDGE Wi-Fi Module, sold separately
- Rain sensor and rain/freeze sensor ready
- Seasonal Adjust – Quick, easy global adjustment of watering times from 10-200% conserves water
- Buried valve locator
- Built-in Level – Makes leveling the unit easy

Specifications

Height	7"
Width	7"
Depth	3 1/2"

Available models 2027 price list

In stock

3100-BRIDGE 3104W 3108W 3112W

Ships in 2 weeks

3104W-220 3104WID-220 3108W-220 3108WID-220 3112W-220 3112WID-220



K-Rain BLUE®

Battery Controller

Features

- Number of stations: 1, 2, and 4
- Ideal for areas where AC power is unavailable
- Change controller settings via smartphone, tablet or web browser
- Manage hundreds of controllers from one easy app
- Map feature – see every controller on a map
- CrewView™ feature allows program visibility anywhere
- Battery replacement indicator
- Rain sensor and rain/freeze sensor ready – Allows automated operation to be controlled by sensor
- IP68 certified fully waterproof enclosure installs right in the valve box
- Molded out of UV resistant, high impact ABS resin

Specifications

Height	14"
Width	11"
Depth	6 1/2"
Height	2 1/8"
Width	5 1/2"
Depth	3 1/2"

Available models 2027 price list

In stock

BLUE-1 BLUE-2 BLUE-4 BLUE-LTE



RPS™ 46

Mini Controller

Features

- 4 & 6 Station Models – Perfect for residential lawn applications
- 4 Fully Independent Programs – Allowing up to 4 starts per program. Maximum 16 starts per day
- Seasonal Adjustment – Quick, easy, global adjustments of watering times from 10% to 200% conserves water
- Heavy Duty 1.0 Amp Transformer
- Rain sensor and rain/freeze sensor ready
- Flexible Manual Operation – Run a program, run a station, or test system
- Battery Back-Up – Saves program during power outages
- Indoor Models with External Transformer and Plug

Specifications

Height	5 3/4"
Width	4 1/2"
Depth	1 3/4"

Available models 2027 price list

In stock

3504 3506

Ships in 2 weeks

3506-220



PRO-TAP 100

Hose Faucet Timer

Features

- FEATURES
- Conserve Water - Automate your watering routine
- Oversized Features - Designed with a large digital display and an easy-to-use dial
- One Start Time - Program your timer to water at the optimal time when evaporation is at its lowest
- Timed Watering - Set your timer from 1-360 minutes (6 hrs)
- Watering Intervals - Water frequencies can be set to every 1-12 hours or every 1-7 days
- Manual Rain Delay - Ability to manually postpone watering between 1-7 days without interrupting your set program
- Manual Watering - Run water manually, between 1-360 minutes, with the press of a button
- Easy Attachment - The swivel coupling provides a quick and secure connection to your hose or faucet
- Battery Operated - Requires two AA batteries (not included)

Specifications

Height	5 1/2"
Width	4 3/4"
Depth	2 3/4"

Available models 2027 price list

In stock

PRO-TAP100



Sensors and Relays

Rain Sensors	42
Single Station Controllers	42
Flow Sensors	43
Pump Start Relays	43



Rain Sensors

Rain and Freeze Sensors

Features

- Flexibility. The K-Rain Wireless Rain/Freeze Sensor (model 3208-WRFS) can be paired with multiple K-Rain PRO EX 2 .0 Wi-Fi enabled controllers within range
- 2 in 1 Mounting. Provides flexible installation with standard flat & gutter mounting
- Models 3208-WRFS and 3208-HRFS include a freeze sensor that prevents the irrigation system from starting when temperatures drop to 37°F or below
- Range: Up to 300 feet or 120 meters (Line of Sight)

Available models 2027 price list

● **In stock**

3208-HRFS **3208-HRS**
3208-UWRFS
3208-UWRFS-RECEIVER
3208-WRFS **3208-WRFS-KIT**

Controller Compatability

MODELS	PRO-LC	PRO-EX 2.0	PRO-EX3
3208-HRS	•	•	•
3208-HRFS	•	•	•
3208-WRFS		•	

Controller Compatability (continued)

MODELS	PRO-LC	PRO-EX 2.0	PRO-EX3
3208-HRS	•	•	•
3208-HRFS	•	•	•
3208-WRFS-KIT		•	

Controller Compatability (continued)

MODELS	PRO-LC	PRO-EX 2.0	PRO-EX3
3208-HRS	•	•	•
3208-HRFS	•	•	•
3208-UWRFS	•	•	•

■ square spacing ▲ triangular spacing. Precipitation rates calculated for 180° operation, divide by 2 for 360°.



Single Station Controllers

Timers

Features

- UL Approved - meeting or exceeding industry standards for electrical rating and safety
- 24 hour programmable time dial with multiple start times and wide variety of timing periods including a “Skip-A-Day” 14 day program

Available models 2027 price list

● **In stock**
2114 **2120** **2520**

● **Ships in 2 weeks**
2112 **2214**

○ **Ships in 4 weeks**
2110 **2124** **2210** **2510** **2514**



Flow Sensors

Flow Sensor Assemblies

Features

- HI/LO Flow Limits: Using the HI/LO flow limits feature allows you to fine tune your flow sensing. Setting these limits helps in diagnosing or pinpointing where you may have a water management issue, a line break, a broken head or even a clogged line.
- Flow History: The flow history function allows the user to view one week's worth of stored flow data. It will show how much water was used at each station for each day of the week. If there are several run times in one day, it will total them for the day.

Available models 2027 price list

○ **Ships in 4 weeks**

FS228-20 FS228-30 FS228-40 FS735-10



Pump Start Relays

Commercial Grade Relays

Features

- 3 Year Trade Warranty- Factory support up to three years after purchase
- Standard, Rain tight, Secure, Rustproof Enclosure- Provides a safe and secure connection in an enclosure that will last a lifetime
- U.L. Rated Relay- Ensures that the relays are approved for their intended use
- Large Easy Access Enclosure- Provides easy accessibility during wiring
- Enclosure has 3 Recessed Knock-Outs- Provides for easy connections
- 110 VAC or 24 VAC Coils Available- Provides a variety of applications up to 7.5 HP

Available models 2027 price list

● **In stock**

1522

● **Ships in 2 weeks**

1520 1552

○ **Ships in 4 weeks**

1510 1521 1551 1553 1559



Indexing Valves

4000 Series 45
6000 Series 46



4000 Series

Indexing Valve

Built tough enough to handle the dirtiest of water, K-Rain indexing valves are suited for both city water and pump applications and may also be used f

Features

- ABS Polymer Construction – High-strength, non-corrosive body for long product life
- Available in 4 and 6 Outlet Models – Can quickly and easily change from two to six watering zones
- Simplicity of Design – Valves are easily maintained and serviced for long product life
- Operates at Low 10 GPM (38 LPM) at Pressures of 25-75 PSI (1,7-5,2 bar) – Reliably automates multiple zoned residential and small commercial irrigation or wastewater systems

Available models 2027 price list

● In stock

4400 4404

● Ships in 2 weeks

4403 4404-LS

○ Ships in 4 weeks

4400-RCW 4400-RCW-LS 4402 4402-LS 4402-RCW 4402-RCW-LS 4403-LS 4403-RCW 4403-RCW-LS 4404-RCW 4404-RCW-LS 4410 4412-RCW 4414 4414-RCW 4600 4600-RCW 4600-RCW-LS 4603 4603-RCW 4604 4605 4605-RCW 4605-RCW-LS 4606 4606-RCW 4612 4613 4614 4616

Operating Specifications

4 outlet Valve				
Flow Rate, GPM	10	20	30	40
PSI Loss	2	3	4.5	6.4
Pressure Range	25-75 PSI (1,7-5,2 bar)			

Operating Specifications (continued)

4 outlet Valve			
Flow Range	10-40 GPM (37,9-151,4 LPM)		
6 outlet Valve			
Flow Rate, GPM	10	20	30

Operating Specifications (continued)

4 outlet Valve			
PSI Loss	2.5	4.5	7.5
Pressure Range	25-75 PSI (1,7-5,2 bar)		
Flow Range	10-30 GPM (37,9-113,6 LPM)		

■ square spacing ▲ triangular spacing. Precipitation rates calculated for 180° operation, divide by 2 for 360°.



6000 Series

Indexing Valve

The 6000 line of indexing valves offers exceptional reliability and durability even under the dirtiest water conditions.

Features

- Metal Die-Cast Body – Durable, long lasting and capable of high-pressure applications
- Available in 4 and 6 Outlet Models – Can quickly and easily change number of watering zones with a cam change
- Simplicity of Design – Valves are easily maintained and serviced for long product life
- Operates at minimum 15 GPM (57 LPM) at Pressures of 25–150 PSI (1,7 ton 10,3) – Ideal for pump-fed systems or high-flow city water systems
- Built-in Atmospheric Vacuum Breaker – Releases any vacuum created between the pump and the valve on shut down

Available models

2027 price list

● In stock

6404 6606

○ Ships in 4 weeks

6402 6402-RCW 6403 6403-RCW 6404-RCW 6404-RCW-LS 6605 6605-RCW 6606-RCW

Operating Specifications

4 outlet Valve					
Flow Rate, GPM	20	40	60	80	100
PSI Loss	2.5	3.5	5	7.5	10
Pressure Range	25 - 150 PSI (1,7 to 10,3 bar)				

Operating Specifications (continued)

4 outlet Valve					
Flow Range	15-150 GPM (57-568 LPM)				
6 outlet Valve					
Flow Rate, GPM	20	40	60	80	100

Operating Specifications (continued)

4 outlet Valve					
PSI Loss	3	4	6	9	11
Pressure Range	25 - 150 PSI (1,7 to 10,3 bar)				
Flow Range	15-150 GPM (57-568 LPM)				

■ square spacing ▲ triangular spacing. Precipitation rates calculated for 180° operation, divide by 2 for 360°.

Accessories and Parts

Every accessory and replacement part on the 2027 price list, with how fast each one ships.

Swing Pipe

SWPA060505	Swing Pipe Assembly, 6" Long, 1/2" Inlet, 1/2" Outlet	○
SWPA120505	Swing Pipe Assembly, 12" Long, 1/2" Inlet, 1/2" Outlet	○
SWPA120575	Swing Pipe Assembly, 12" Long, 1/2" Inlet, 3/4" Outlet	○
SWPA127575	Swing Pipe Assembly, 12" Long, 3/4" Inlet, 3/4" Outlet	○
SWPA180505	Swing Pipe Assembly, 18" Long, 1/2" Inlet, 1/2" Outlet	○
SWPC050	1/2" Barb Swing Pipe Coupling	○
SWPE050	2" MNPT x 1/2" BARB Swing Pipe Elbow	○
SWPE075	3/4" MNPT x 1/2" BARB Swing Pipe Elbow	○
SWPT050	1/2" BARB Swing Pipe Tee	○

Valve Boxes

VB101	Round Valve Box 10"	○
VB121	Rectangle Valve Box 12" x 17" x 12"	○
VB121-X	Rectangle Valve Box 12" x 17" x 6"	○
VB123-RCW	RCW - Valve Box 12x17x12 inches	○
VB151	Rectangle Valve Box 15" x 21" x 12"	○
VB151-X	Rectangle Valve Box 15" x 21" x 6"	○
VB60	Round Valve Box 6"	○

Parts

31110	Single Station Controller Replacement Chassis: 110V in /110V Out 1HP	○
31120	Single Station Controller Replacement Chassis: 220V in 220V Out 2HP	○
32120	Single Station Controller Replacement Chassis: 220V in 220V Out 2HP	○
32210	Single Station Controller Replacement Chassis: 110V in 110V Out 1HP 10 Min.	○
32510	Single Station Controller Rainswitch Replacement Chassis: 110V in 110V Out	○
513991	Accessory Pack for Rotors	○
P0370110	FLOW CONTROL HANDLE W/SCREWS PRO 200, 1 INCH	○
P0370111	Valve Bonnet (top) w/Screws for Part # 7201	○
P0370131	ProSeries 200 1" Twist Top Diaphragm Assembly w/Spring	○
P0370210	Flow Control handle with screws	○
P0370215	Twist Top Bonnet, Valve, 1", 200 Series	○
P0901102	Purple Reclaim Top, K2/Pro/Dial	○
P1000010	2000 Series Clock Box With Lid/Lock	○
P1000103	Replacement Part For Drive Gear Assembly	○
P1000117	Metal Day Wheel Spring Assy.	○
P1000120	Switch Assembly For Single Station Controller	○
P1000901	Adjustment key for RPS75 and RPS75i	○
P1000902	Flat blade key for rotors	○
P1009915	Key Lock Assy For 2000 Series	○
P1009932	Black Press Nuts (Set Of 10)	○
P1009955	WHITE TIMER PINS BAG OF 18	○
P1101112	Replacement Relay For Model 1112	○
P1101114	Replacement Relay For Model 1114	○
P1101521	Replacement Relay For Model 1521	○
P1111025	110 VAC Irrigation Timer Motor	○
P1122025	Replacement Part: 220 Vac Timer Motor	○
P1211027	Single Station Controller Transformer Replacement Part	○
P14055130	Nozzle Pack, Pro Sport Nozzles	○
P16001101	Nozzle Rack With Handle For Sprinklers	○
P16001110	Rack, Nozzles, With Clip - Spare Part Green	○
P16009110	3/4" Rotor Check Disk Assembly Kit	○
P20007237	Direct Bury Splice Kit	○
P2009995	Photo Cell Assy: Day Operation:N/O	○
P2201120	Replacement Relay For Model 1120	○
P2402510	Replacement Relay For Model 2510	○
P3004750	Replacement Solenoid with Rainbird & Hunter Adapter: 24V	○
P3004750-FRENCH	Replacement 24V Solenoid Kit, W/ 1 Rainbird And 1 Hunter Adapter	○
P3004758	Replacement 9V Solenoid Kit	○
P3004758-FRENCH	Replacement 9V Dc Solenoid Kit, W/ 1 Rainbird And 1 Hunter Adapter	○
P3004760	Solenoid Adapters for Rainbird and Hunter	○
P3004770	Solenoid Adapters for Rainbird	○
P3004780	Solenoid Adapters for Hunter Valves	○
P3004790	Replacement 9Vdc Sol. Kit, W/ 1 Rainbird And 1 Hunter Adapter	○
P3004810	Replacement 24VAC Solenoid Kit	○
P3004820	Solenoid Adapter	○
P3008101	Pro Series 100 Valve Body - Npt Thread	○
P3008102	Pro 100 Series Valve Body - Slip	○
P3008104	Pro Series 100 Valve Body - Bsp Thread	○
P3008113	24V Solenoid for irrigation electric valve	○
P3008114	Solenoid 9 Volt Dc Latching	○
P3104WID-220	220V Plug Pack for PRO-LC Wi-Fi Irrigation Controller	○
P3202-MIDBOX-KIT	Replacement Midbox Part	○
P3202ID-110	110V Plug Pack Replacement Part	○
P4331214	Chassis Screw Set	○
P4404111	4000 cam screws 8 x 1 phil pa (set of 2)	○
P513995	Mini Pro Check Disk With Insert	○
P52436	Pro-S Spray Cap - Purple- For Reclaim	○
P52712	K1 Nozzle Screw	○
P52775	Replacement Nozzle Rack: K1, Minipro & Rps 50	○
P53427	Check Disk Assembly, Spray, 70001-M, Gray	○
P53428	Check Disk Assembly, Pro S Spray	○
P53429	Np Spray Check Disk With Insert	○
P54065	Nozzle Changer Clip for Sprinklers	○
P55301	Diaphragm Assembly W/ Spring Pro 100 Series Valve	○
P59995		○

	K-KEY, REPLACEMENT FOR MINIPRO AND PRO PLUS	
P6000412	4000 Series Indexing Valve: Cam O Ring	○
P6107042	4000 Series Indexing Valve: 2 Zone Cam	○
P6107043	4400 3 ZONE CAM Replacement Part	○
P6107044	4400 Series Indexing Valve: 4 Zone Cam	○
P6107063	Indexing Valve Cam: 3 Zone	○
P6107064	4600 Series Indexing Valve: 4 Zone Cam	○
P6107065	Indexing Valve Cam: 5 Zone	○
P6107066	4000 Series Indexing Valve: 6 Zone Cam	○
P61600500	Transformer 110 Volt For Rps 616 Controller	○
P70011103	Replacement Seal Spray For 3"/4"/6"	○
P7005000	4000 Series Indexing Valve Replacement Top	○
P7005504	4000 Series Indexing Valve 4 Outlet Body	○
P7005507	4000 STEM/DISK STD (.028-W)	○
P7005509	4000 LITE STEM/DISK (.025-B)	○
P7005610	4000 Series Indexing Valve Body O-Ring	○
P7101	Pro 150 Valve: Body, 1" Npt	○
P7101-BONNET	7101 Replacement Bonnet Pro 150	○
P7101-DIAPHRAGM	7101 Diaphragm Assembly W/ Diaphragm, Spring And Backup Ring	○
P7101-J-SL	Pro 150 Valve: Jar Top Body, 1" Slip	○
P7101-SL	Proseries 150 Valve: Body, 1" Slip	○
P7115	ProSeries 150 Valve Replacement Body: 1-1/2" NPT	○
P7115-BONNET	7115 Replacement Bonnet Pro 150	○
P7115-DIAPHRAGM	7115 Diaphragm Assembly W/ Diaphragm, Spring And Backup Ring	○
P74012581	Replacement Female Older Fixed Nozzle Filter	○
P74022581	Replacement Female Newer Fixed Nozzle Filter	○
P8002804	Four Outlet Valve Top Assembly Replacement Part	○
P8002806	Indexing Valve Part: 6000 6 Outlet Top Assembly	○
P8002902	6000 Series Indexing Valve 2 Zone Cam Replacement Part	○
P8002903	Replacement Part For 6000 Series: 3 Zone Cam	○
P8002904	Replacement Part For 6000 Series 4 Zone Cam	○
P8002905	K-Rain Replacement Part: 6000 Series, 5 Outlet Cam	○
P8002906	Replacement Part For 6000 Series 6 Zone Cam	○
P8003000	Rubber flap disk replacement part	○
P8003050	6000 STD. STEM/DISK (.032-R)	○
P8003051	6000 LITE STEM/DISK (.028-W)	○
P8003052	6000 EXTRA LITE STEM/DISK (.025-B)	○
P8004002	6000 STD. STEM ASSY. (.032-R)	○
P8004003	6000 LITE STEM ASSY. (.028-W)	○
P8005001	Vacuum Breaker Assembly Spare Part	○
P8600000	Body Seal For 6000 Series Indexing Valve	○
PFS228	228 Series Sensor	○
PFS228-15TEE	1-1/2" T with 228 Series Flow Sensor Collar	○
PFS228-20TEE	2" T with 228 Series Flow Sensor Collar	○
PFS228-30TEE	3" T with 228 Series Flow Sensor Collar	○
PFS228-40TEE	4" T with 228 Series Flow Sensor Collar	○
PFS228-PIN	228 Series Installation Pin	○
PFS228-PIN-RING	228 Series Installation for Clevis Pin	○
PFS735	735 Flow Sensor	○
PFSA	Shrub Adapter for Female Nozzles	○
PRO SERIES NOZZLE RACK	200 Nozzle Racks For Pro Plus/Super Pro In Bags Of 10	○
PRPS46220	220 Plug Pack For Rps 46 Controller	○
PSA	Shrub Adapter for Male Nozzles	○
PSA-RCW	Shrub Adapter for Male Nozzles: Reclaimed Water Use	○

● In stock ● Ships in 2 weeks ○ Ships in 4 weeks

Part Number Index

1510 43
1520 43
1521 43
1522 43
1551 43
1552 43
1553 43
1559 43
2110 42
2112 42
2114 42
2120 42
2124 42
2210 42
2214 42
2510 42
2514 42
2520 42
3100-BRIDGE 39
3104W 39
3104W-220 39
3104WID-220 39
3108W 39
3108W-220 39
3108WID-220 39
3112W 39
3112W-220 39
3112WID-220 39
3202 38
3202-220 38
3202-FULL-KIT 38
3202-P 38
3202ID 38
3203 38
3203-KIT 38
3205 38
3205-14 38
3206 38
3208-HRFS 42
3208-HRS 42
3208-UWRFS 42
3208-UWRFS-RECEIVER 42
3208-WRFS 42
3208-WRFS-KIT 42
3209 38
3209-220 38
3302 37
3302-220 37
3304 37
3308 37
3311 37
3322 37
3400 37
3400-220 37
3401 37
3401-2 37
3402 37
3403 37
3404 37
3414 37
3420 37
3420-220 37
3421-220 37
3504 40
3506 40
3506-220 40
4400 45
4400-RCW 45
4400-RCW-LS 45
4402 45
4402-LS 45
4402-RCW 45
4402-RCW-LS 45
4403 45
4403-LS 45
4403-RCW 45
4403-RCW-LS 45
4404 45
4404-LS 45
4404-RCW 45
4404-RCW-LS 45
4410 45
4412-RCW 45
4414 45
4414-RCW 45
4600 45
4600-RCW 45
4600-RCW-LS 45
4603 45
4603-RCW 45
4604 45
4605 45
4605-RCW 45
4605-RCW-LS 45
4606 45
4606-RCW 45
4612 45
4613 45
4614 45
4616 45
6402 46
6402-RCW 46
6403 46
6403-RCW 46
6404 46
6404-RCW 46
6404-RCW-LS 46
6605 46
6605-RCW 46
6606 46
6606-RCW 46
7001 33
7001-9VDC 33
7001-9VDC-MXB 33
7001-9VDC-MXB-NFC 33
7001-9VDC-NFC 33
7001-9VDC-SL 33
7001-9VDC-SL-NFC 33
7001-MXB 33
7001-MXB-NFC 33
7001-MXM 33
7001-MXM-NFC 33
7001-NFC 33
7001-SL 33
7001-SL-NFC 33
7075 33
7075-9VDC 33
7101 34
7101-9VDC 34
7101-9VDC-SL-FC 34
7101-ANGLE 34
7101-ANGLE-SL 34
7101-ANGLE-SL-FC 34
7101-FC 34
7101-J 34
7101-J-MXB 34
7101-J-SL 34
7101-SL 34
7101-SL-FC 34
7102 34
7102-9VDC 34
7115 34
7115-9VDC 34
7115-H 34
7201 35
7202 35
7215 35
10003 13
10003-2 13
10003-CV 13
10003-HP-CV 13
10003-OS 13
10003-RCW 13
11003 12
11003-CV 12
11003-RCW 12
11003-RCW-CV 12
13003 4
13003-CV 4
13003-RCW 4
13003-RCW-CV 4
13006 4
13006-CV 4
13006-RCW 4
13012 4
13012-CV 4
13012-RCW 4
14003 15
14003-6INCH 15
14003-6INCH-RCW 15
14003-RCW 15
14003-SS 15
14003-SS-6INCH 15
14003-SS-RCW 15
14003-TC-6INCH 15
14053 15
14053-6INCH 15
14053-RCW 15
14053-SS 15
14053-TC-6INCH 15
31110 47
31120 47
32120 47
32210 47
32510 47
60003 11
60003-CV 11
60003-RCW 11
71201 19
73001 19
73001-RCW 19
74001 19
76001 19
76001-RCW 19
78000 18
78002 18
78003 18
78004 18
78004-CV 18
78004-CV-PR30 18
78004-CV-PR30-GUARD 18
78004-CV-PR30-RCW 18
78004-CV-PR40 18
78004-CV-PR40-GUARD 18
78004-CV-PR40-SF-GUARD 18
78004-PR30 18
78004-PR40 18
78004-PR40-GUARD 18
78004-RCW 18
78004-SS-CV 18
78004-SS-CV-PR40 18
78006 18
78006-CV 18
78006-CV-PR30 18
78006-CV-PR30-GUARD 18
78006-CV-PR30-RCW 18
78006-CV-PR30-SF-GUARD 18
78006-CV-PR40 18
78006-CV-PR40-GUARD 18
78006-CV-PR40-RCW 18
78006-CV-PR40-SF-GUARD 18
78006-NSI 18
78006-NSI-CV 18
78006-NSI-CV-PR30 18
78006-NSI-CV-PR40 18
78006-NSI-CV-PR40-RCW 18
78006-PR30 18
78006-PR40 18
78006-RCW 18
78012 18
78012-CV 18
78012-CV-PR30 18
78012-CV-PR30-GUARD 18
78012-CV-PR30-SF-GUARD 18
78012-CV-PR40 18
78012-CV-PR40-GUARD 18
78012-CV-PR40-RCW 18
78012-CV-PR40-SF-GUARD 18
78012-PR30 18
78012-PR40 18
78012-RCW 18
513991 47
BLUE-1 39
BLUE-2 39
BLUE-4 39
BLUE-LTE 39
FN-8F 27
FN-8H 27
FN-8Q 27
FN-8TQ 27
FN-10F 27
FN-10H 27
FN-10Q 27
FN-12F 27
FN-12H 27
FN-12Q 27
FN-12TQ 27
FN-15CS 27
FN-15ES 27
FN-15F 27
FN-15H 27
FN-15HL 27
FN-15Q 27
FN-15SS 27
FN-15TQ 27
FS228-20 43
FS228-30 43
FS228-40 43
FS735-10 43
K15-040 30
K15-041 30
K15-042 30
K15-043 30
K15-046 30
K18-028 30
KA-05100 30
KA1-118P-CV 30
KA1-518P-CV 30
KA5-112P-CV 30
KA5-212P-CV 30
KA5-512P-CV 30
KA5-2112P-CV 30
KA5-2212P-CV 30
KA5-2512P-CV 30
KP11-374 30
KP11-374-FILTER 30
KP7001-FPR30INT-KIT 30
KP7001-FPR40INT-KIT 30
KPR30YF1 30
KPR40YF1 30
KV5 26
KV8 26
KV10 26
KV12 26
KV15 26
KV17 26
KVF6 24
KVF8 24
KVF10 24
KVF12 24
KVF15 24
KVF17 24
NP2 19
NP2-KVF8 19
NP2-KVF10 19
NP2-KVF12 19
NP2-KVF15 19
NP2-KVF17 19
NP4 19
NP4-KVF6 19
NP4-KVF8 19
NP4-KVF10 19
NP4-KVF12 19
NP4-KVF15 19
NP4-KVF17 19
P12F 27
P12H 27
P12Q 27
P12TQ 27
P15CS 27
P15ES 27
P15F 27
P15H 27
P15HL 27
P15Q 27
P15SS 27
P3104WID-220 47
P3202-MIDBOX-KIT 47
P3202ID-110 47
P7101 48

P7101-BONNET 48
P7101-DIAPHRAGM 48
P7101-J-SL 48
P7101-SL 48
P7115 48
P7115-BONNET 48
P7115-DIAPHRAGM 48
P0370110 47
P0370111 47
P0370131 47
P0370210 47
P0370215 47
P52436 47
P52712 47
P52775 47
P53427 47
P53428 47
P53429 47
P54065 47
P55301 47
P59995 47
P0901102 47
P1000010 47
P1000103 47
P1000117 47
P1000120 47
P1000901 47
P1000902 47
P1009915 47
P1009932 47
P1009955 47
P1101112 47
P1101114 47
P1101521 47
P1111025 47
P1122025 47
P1211027 47
P14055130 47
P16001101 47
P16001110 47
P16009110 47
P20007237 47
P2009995 47
P2201120 47
P2402510 47
P3004750 47
P3004750-FRENCH 47
P3004758 47
P3004758-FRENCH 47
P3004760 47
P3004770 47
P3004780 47
P3004790 47
P3004810 47
P3004820 47
P3008101 47
P3008102 47
P3008104 47
P3008113 47
P3008114 47
P4331214 47
P4404111 47
P513995 47
P6000412 48
P6107042 48
P6107043 48
P6107044 48
P6107063 48
P6107064 48
P6107065 48
P6107066 48
P61600500 48
P70011103 48
P7005000 48
P7005504 48
P7005507 48
P7005509 48
P7005610 48
P74012581 48
P74022581 48
P8002804 48
P8002806 48
P8002902 48
P8002903 48
P8002904 48
P8002905 48
P8002906 48
P8003000 48
P8003050 48
P8003051 48
P8003052 48
P8004002 48
P8004003 48
P8005001 48
P8600000 48
PFS228 48
PFS228-15TEE 48
PFS228-20TEE 48
PFS228-30TEE 48
PFS228-40TEE 48
PFS228-PIN 48
PFS228-PIN-RING 48
PFS735 48
PFSA 48
PRO SERIES NOZZLE RACK 48
PRO-TAP100 40
PRPS46220 48
PSA 48
PSA-RCW 48
RN100-ADJ 23
RN100-ADJ-90-210 21
RN100-ADJ-210-270 21
RN100-FIX360 21
RN200-ADJ 23
RN200-ADJ-90-210 21
RN200-ADJ-210-270 21
RN200-FIX360 21
RN300-ADJ 23
RN300-ADJ-90-210 21
RN300-ADJ-210-270 21
RN300-FIX360 21
RNS-LES-515 21
RNS-RES-515 21
RNS-SS-530 21
RPS50 5
RPS50-CV 5
RPS50-RCW-CV 5
RPS75 6
RPS75 NOZZLE RACK 6
RPS75-1-CV 6
RPS75-1.5 6
RPS75-2 6
RPS75-4 6
RPS75-6INCH 6
RPS75-6INCH-CV-PR 6
RPS75-6INCH-PR 6
RPS75-6INCH-SS 6
RPS75-6INCH-SS-CV-PR 6
RPS75-360 6
RPS75-CV 6
RPS75-CV-RCW 6
RPS75-NN 6
RPS75-NN-CV 6
RPS75-RCW 6
RPS75-SS 6
RPS75I 8
RPS75I-1.5 8
RPS75I-2 8
RPS75I-2-CV 8
RPS75I-4 8
RPS75I-4-CV 8
RPS75I-6INCH 8
RPS75I-6INCH-CV 8
RPS75I-6INCH-NN-CV 8
RPS75I-6INCH-PR 8
RPS75I-6INCH-SS 8
RPS75I-6INCH-SS-CV-PR 8
RPS75I-360 8
RPS75I-360-SH 8
RPS75I-CV 8
RPS75I-NN 8
RPS75I-NN-CV 8
RPS75I-RCW 8
RPS75I-SH 8
RPS75I-SS 8
RPS75I-SS-CV 8
RPS75I-SS-NN-CV 8
RPS75I-SS-RCW 8
ST-IS45 16
ST-IS45-RCW 16
ST-IS45-TOOL 16
SWPA060505 47
SWPA120505 47
SWPA120575 47
SWPA127575 47
SWPA180505 47
SWPC050 47
SWPE050 47
SWPE075 47
SWPT050 47
TB-05 31
TB-10 31
TB-20 31
TB-025 31
TB-ADJ 31
VB60 47
VB101 47
VB121 47
VB121-X 47
VB123-RCW 47
VB151 47
VB151-X 47

Our Best Warranty Ever

3 years

Electronics, rotary nozzles and drip

7 years

Rotors, sprays, valves and everything else

There's no trickery, no hidden fine print. It's honest and fair, plain and simple. Electronics, Rotary Nozzles and Drip have a 3-year warranty. Rotors, sprays, valves and everything else has a 7-year warranty.

K-Rain® professional line of products purchased at authorized K-Rain® distributorships or online, carry a limited warranty from the date of manufacture as stated in the specified period of time above. During this period, K-Rain® will repair or replace (at the discretion of K-Rain) the product or any part if the product is found to be defective as to workmanship or material.

This warranty does not extend to damage of a K-Rain® product resulting from misuse, neglect or abuse, normal wear and tear or accidents, to exterior appearance or color or due to improper installation.

IN NO EVENT SHALL K-RAIN® BE LIABLE FOR INCIDENTAL OR CONSEQUENTIAL DAMAGES. ALL IMPLIED WARRANTIES ARE LIMITED IN DURATION OF THE SPECIFIED YEARS FOLLOWING THE DATE OF MANUFACTURE UNLESS INDICATED OTHERWISE.

Some U.S. states do not permit the exclusion or limitation of incidental or consequential damages or of implied warranties. Therefore, the above exclusions or limitations may not apply to you. If a defect arises in a K-Rain® product within the warranty period, you should promptly contact your K-Rain® installer, distributor or K-RAIN® MANUFACTURING CORPORATION.

This warranty gives you specific legal rights, and you may also have other rights which vary from state to state. If you have any questions concerning the warranty or its application, please contact K-Rain®.

K-Rain® Manufacturing Corp.
1640 Australian Avenue, Riviera Beach, FL 33404 USA
561.844.1002 1.800.735.7246

krain.com

AN ISO 9001 CERTIFIED COMPANY

Down here. Doing. It. Right.